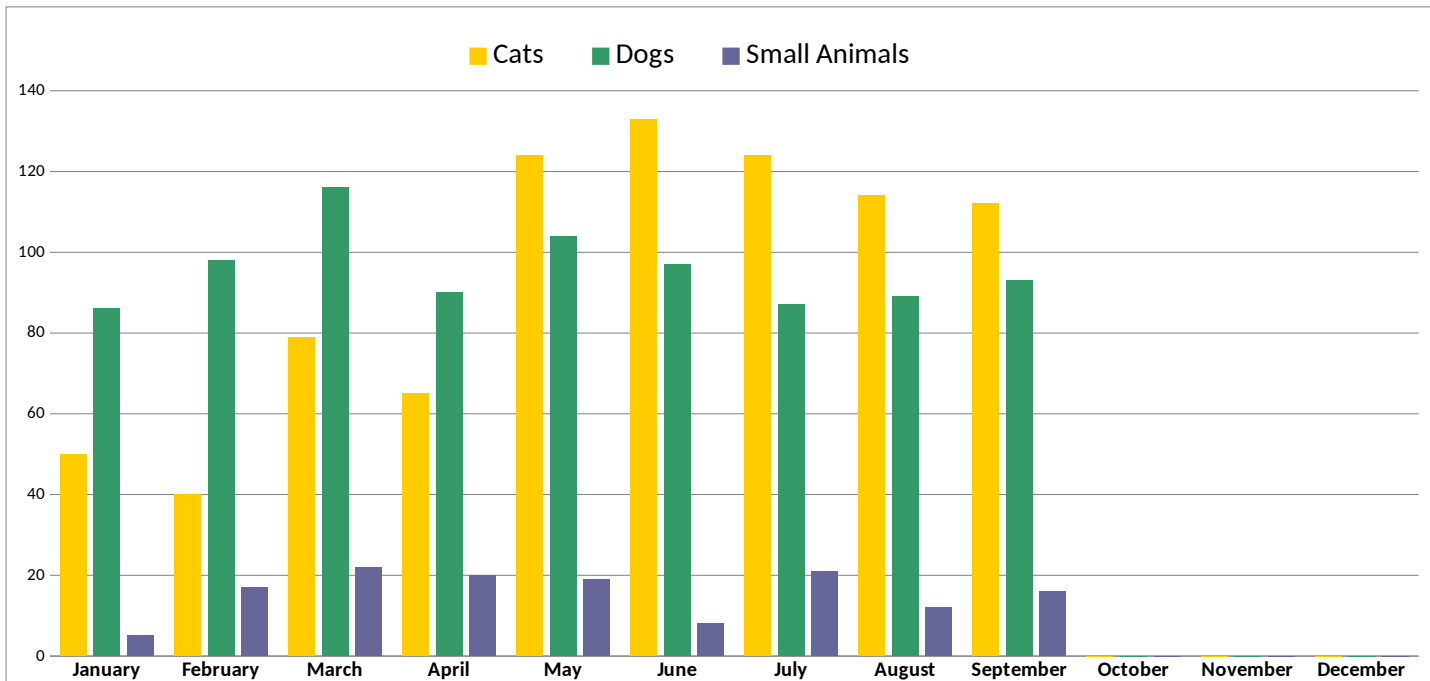


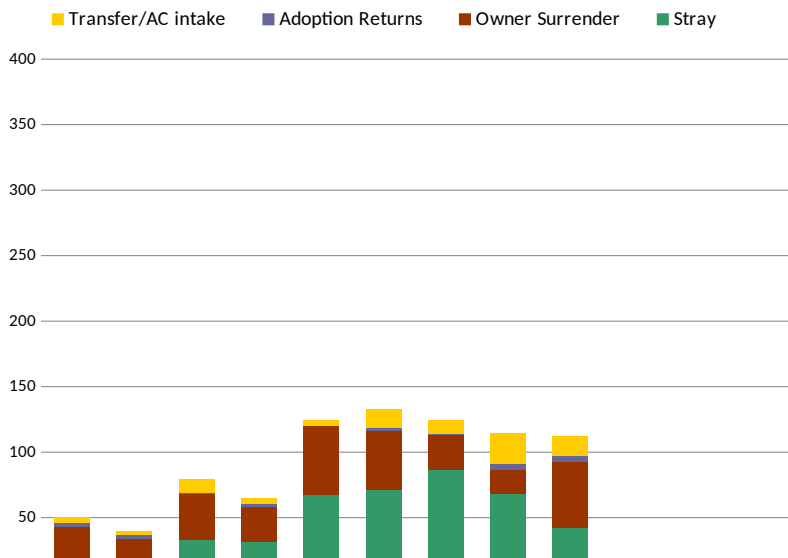
## CMHS 2022 Intake Data

Source	Species	January	February	March	April	May	June	July	August	September	October	November	December	YTD
Stray	Cats	19	11	33	32	68	71	87	68	42				431
	Dogs	25	28	32	30	45	31	45	27	27				290
	Small Animals	1	7	0	2	6	3	7	4	0				30
Owner Surrender	Cats	24	23	35	26	52	45	26	19	51				301
	Dogs	28	27	13	15	14	26	10	25	14				172
	Small Animals	4	8	22	15	9	5	10	8	16				97
Adoption Returns	Cats	3	3	1	3	0	3	1	4	4				22
	Dogs	11	7	12	12	8	3	3	9	7				72
	Small Animals	0	2	0	0	0	0	1	0	0				3
Transfer/AC intake	Cats	4	3	10	4	4	14	10	23	15				87
	Dogs	22	36	59	33	37	37	29	28	45				326
	Small Animals	0	0	0	3	4	0	3	0	0				10
Total Intake	Cats	50	40	79	65	124	133	124	114	112	0	0	0	841
	Dogs	86	98	116	90	104	97	87	89	93	0	0	0	860
	Small Animals	5	17	22	20	19	8	21	12	16	0	0	0	140
<b>Grand Totals</b>		<b>141</b>	<b>155</b>	<b>217</b>	<b>175</b>	<b>247</b>	<b>238</b>	<b>232</b>	<b>215</b>	<b>221</b>	<b>0</b>	<b>0</b>	<b>0</b>	<b>1841</b>

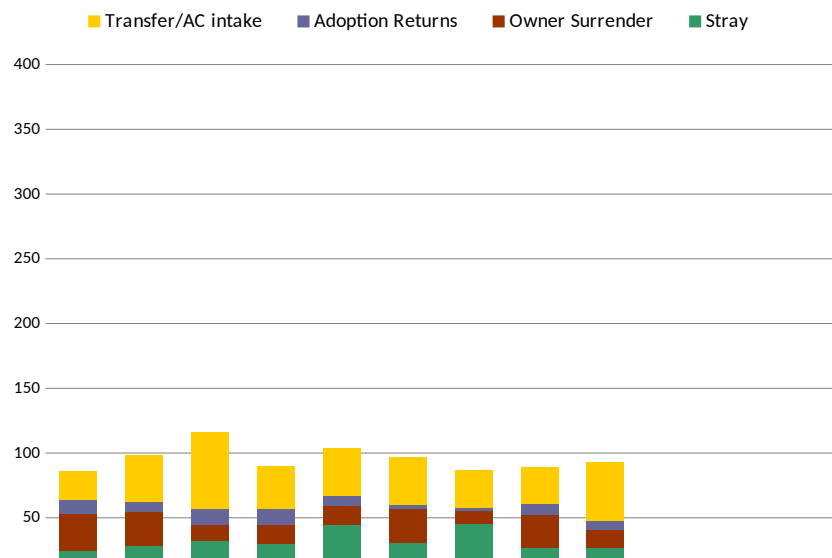
## 2022 Intake Trends

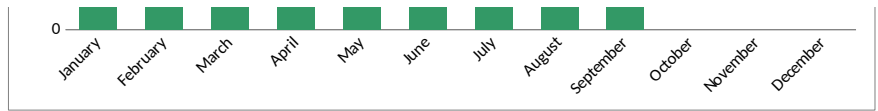
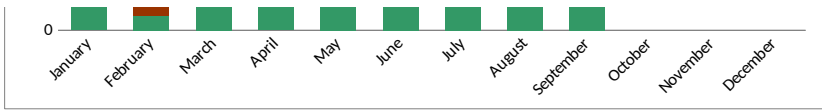


### Cat Intakes by Source



### Dog Intakes by Source





### CMHS 2022 Animals Sent to Rescue

Rescue	Species	January	February	March	April	May	June	July	August	September	October	November	December	YTD
Second Chance	Cats	0	0	0	0	0	0	0	0	0				0
	Dogs	0	0	0	1	0	0	0	0	0				1
	Small Animals	0	0	0	0	0	0	0	0	0				0
	<b>Total</b>	<b>0</b>	<b>0</b>	<b>0</b>	<b>0</b>	<b>0</b>	<b>0</b>	<b>0</b>	<b>0</b>	<b>0</b>	<b>0</b>	<b>0</b>	<b>0</b>	<b>0</b>
Breed Specific	Cats	0	0	0	0	0	0	0	0	0				0
	Dogs	0	0	0	0	0	0	0	0	0	1			1
	Small Animals	0	0	0	0	0	0	0	0	0				0
	<b>Total</b>	<b>0</b>	<b>0</b>	<b>0</b>	<b>0</b>	<b>0</b>	<b>0</b>	<b>0</b>	<b>0</b>	<b>0</b>	<b>1</b>	<b>0</b>	<b>0</b>	<b>1</b>
Other Rescues	Cats	0	0	0	0	0	0	0	0	0				0
	Dogs	0	0	2	0	0	0	2	1	1				6
	Small Animals	0	0	0	0	0	0	0	0	0				0
	<b>Total</b>	<b>0</b>	<b>0</b>	<b>0</b>	<b>0</b>	<b>0</b>	<b>0</b>	<b>0</b>	<b>0</b>	<b>0</b>	<b>0</b>	<b>0</b>	<b>0</b>	<b>0</b>
Total Sent to Rescue	Cats	0	0	0	0	0	0	0	0	0	0	0	0	0
	Dogs	0	0	2	1	0	0	2	1	2	0	0	0	8
	Small Animals	0	0	0	0	0	0	0	0	0	0	0	0	0
<b>Grand Totals</b>		<b>0</b>	<b>0</b>	<b>2</b>	<b>1</b>	<b>0</b>	<b>0</b>	<b>2</b>	<b>1</b>	<b>2</b>	<b>0</b>	<b>0</b>	<b>0</b>	<b>8</b>

## CMHS 2022 Live Release Data

Outcome	Species	January	February	March	April	May	June	July	August	September	October	November	December	YTD
Adoption	Cats	65	44	32	74	51	80	122	135	99				702
	Dogs	72	52	107	86	75	72	72	107	73				716
	Small Animals	8	11	21	12	24	16	11	13	13				129
Return to Owner	Cats	2	3	3	0	4	4	2	3	3				24
	Dogs	9	14	14	14	19	10	9	4	12				105
	Small Animals	0	0	0	0	0	0	0	0	0				0
Total Sent to Rescue	Cats	0	0	0	0	0	0	0	0	0				0
	Dogs	0	0	2	1	0	0	2	1	2				8
	Small Animals	0	0	0	0	0	0	0	0	0				0
Trap Neuter Release	Cats	0	0	1	0	0	1	2	1	1				6
Live Release Totals	Cats	67	47	36	74	55	85	126	139	103	0	0	0	732
	Dogs	81	66	123	101	94	82	83	112	87	0	0	0	829
	Small Animals	8	11	21	12	24	16	11	13	13	0	0	0	129
<b>Grand Total</b>		<b>156</b>	<b>124</b>	<b>180</b>	<b>187</b>	<b>173</b>	<b>183</b>	<b>220</b>	<b>264</b>	<b>203</b>	<b>0</b>	<b>0</b>	<b>0</b>	<b>1690</b>

## CMHS 2022 Euthanasia Data

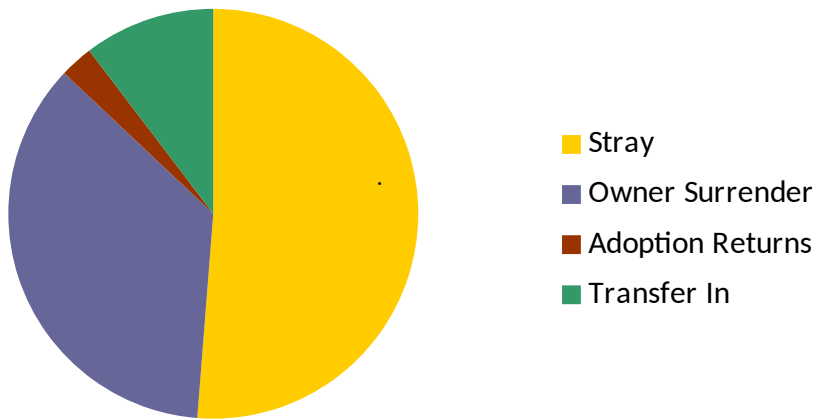
Reason	Species	January	February	March	April	May	June	July	August	September	October	November	December	YTD
Owner Request	Cats	1	2	0	0	0	1	2	0	1				7
	Dogs	1	1	1	0	0	0	0	1	2				6
	Small Animals	0	0	0	0	0	0	0	0	0				0
Health	Cats	1	2	3	1	6	9	1	1	2				26
	Dogs	1	0	0	1	0	0	0	1	0				3
	Small Animals	1	1	0	0	1	0	1	0	0				4
Died	Cats	0	2	1	2	7	9	3	2	3				29
	Dogs	1	1	0	1	0	0	0	0	0				3
	Small Animals	0	0	1	1	1	0	0	1	1				5
Behavioral	Cats	0	0	0	0	0	0	0	0	0				0
	Dogs	1	1	0	0	2	2	1	1	0				8
	Small Animals	0	0	0	0	0	0	0	0	0				0
Space	Cats	0	0	0	0	0	0	0	0	0				0
	Dogs	0	0	0	0	0	0	0	0	0				0
	Small Animals	0	0	0	0	0	0	0	0	0				0
Aggression	Cats	0	0	0	0	0	0	0	0	0				0
	Dogs	0	0	0	0	0	0	0	0	2				2
	Small Animals	0	0	0	0	0	0	0	0	0				0
Feral	Cats	0	0	0	0	0	0	0	0	0				0
	Dogs	0	0	0	0	0	0	0	0	0				0
	Small Animals	0	0	0	0	0	0	0	0	0				0
Age	Cats	0	0	0	0	0	0	0	0	0				0
	Dogs	0	0	0	0	0	0	0	0	0				0
	Small Animals	0	0	0	0	0	0	0	0	0				0
Euthanasia Totals	Cats	2	0	4	3	13	19	6	3	6	0	0	0	56
	Dogs	4	3	1	2	2	2	1	3	4	0	0	0	22
	Small Animals	1	1	1	1	2	0	1	1	1	0	0	0	9
<b>Grand Totals</b>		<b>7</b>	<b>4</b>	<b>6</b>	<b>6</b>	<b>17</b>	<b>21</b>	<b>8</b>	<b>7</b>	<b>11</b>	<b>0</b>	<b>0</b>	<b>0</b>	<b>87</b>

# CMHS 2022 Intake Analysis

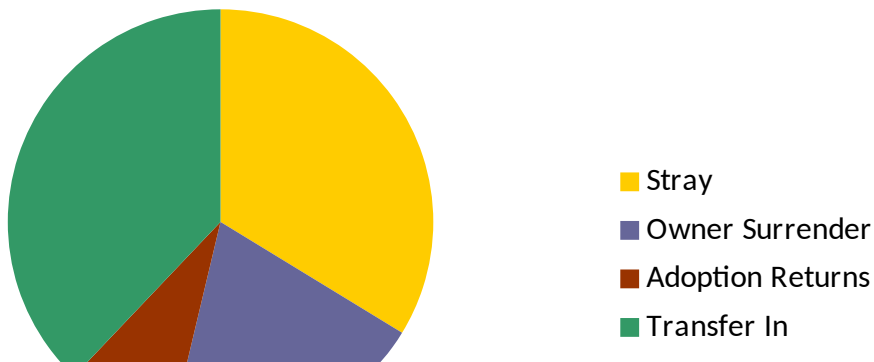
YTD

Source	Cats	Dogs	Small Animals	Grand Total
Stray	431	290	30	751
Owner Surrender	301	172	97	570
Adoption Returns	22	72	3	97
Transfer In	87	326	10	423
<b>Grand Totals</b>	<b>841</b>	<b>860</b>	<b>140</b>	<b>1841</b>

## Cat Intakes by Source



## Dog Intakes by Source





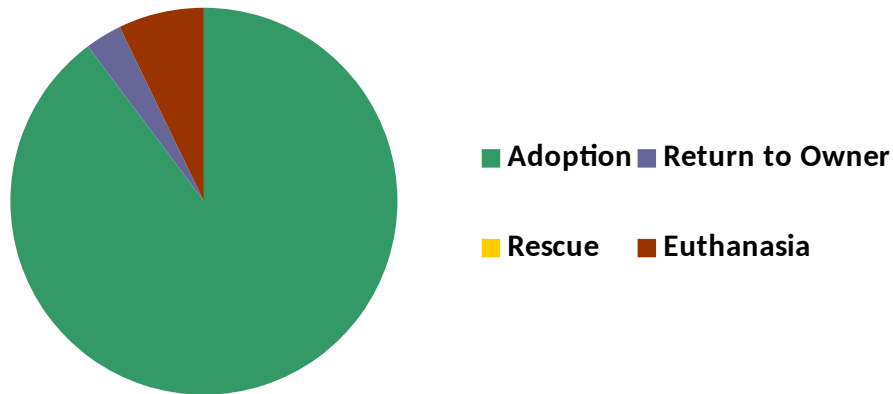


# CMHS 2022 Outcome Analysis

YTD

Outcome	Cats	Dogs	Small Animals	Grand Total
Adoption	702	716	129	1547
Return to Owner	24	105	0	129
Rescue	0	8	0	8
Euthanasia	56	22	9	87
<b>Grand Totals</b>	<b>782</b>	<b>851</b>	<b>138</b>	<b>1771</b>

## Outcomes for Cats



## Outcomes for Dogs

