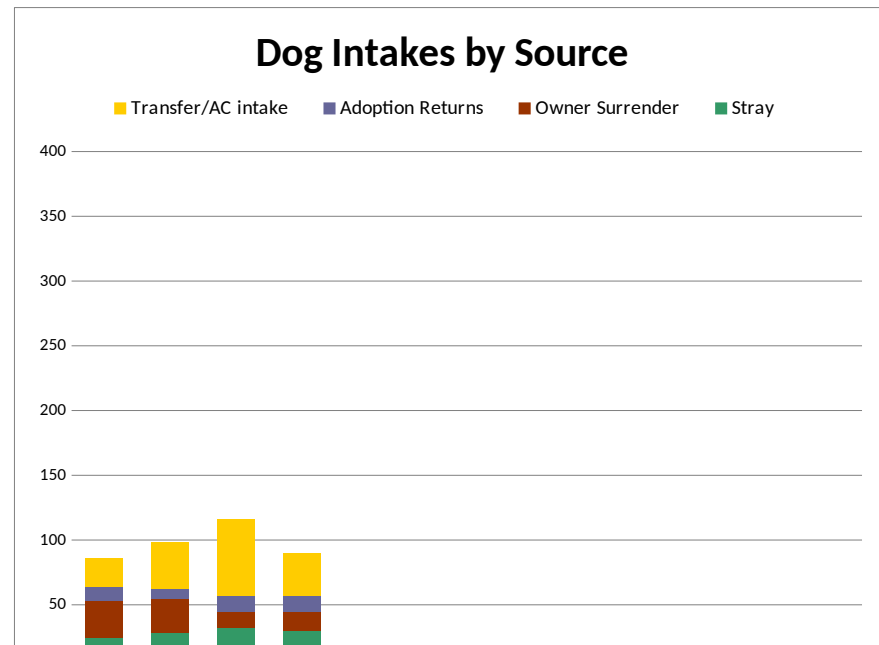
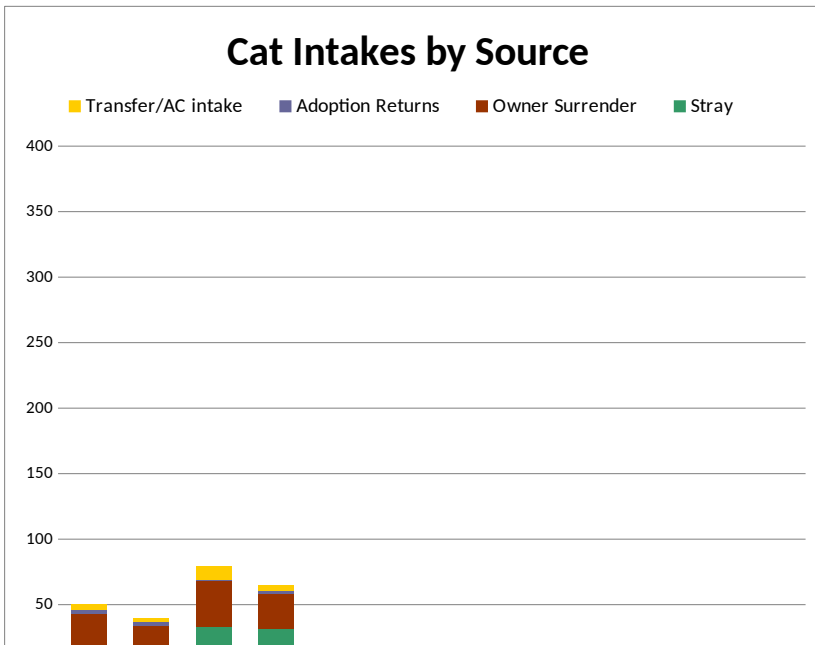
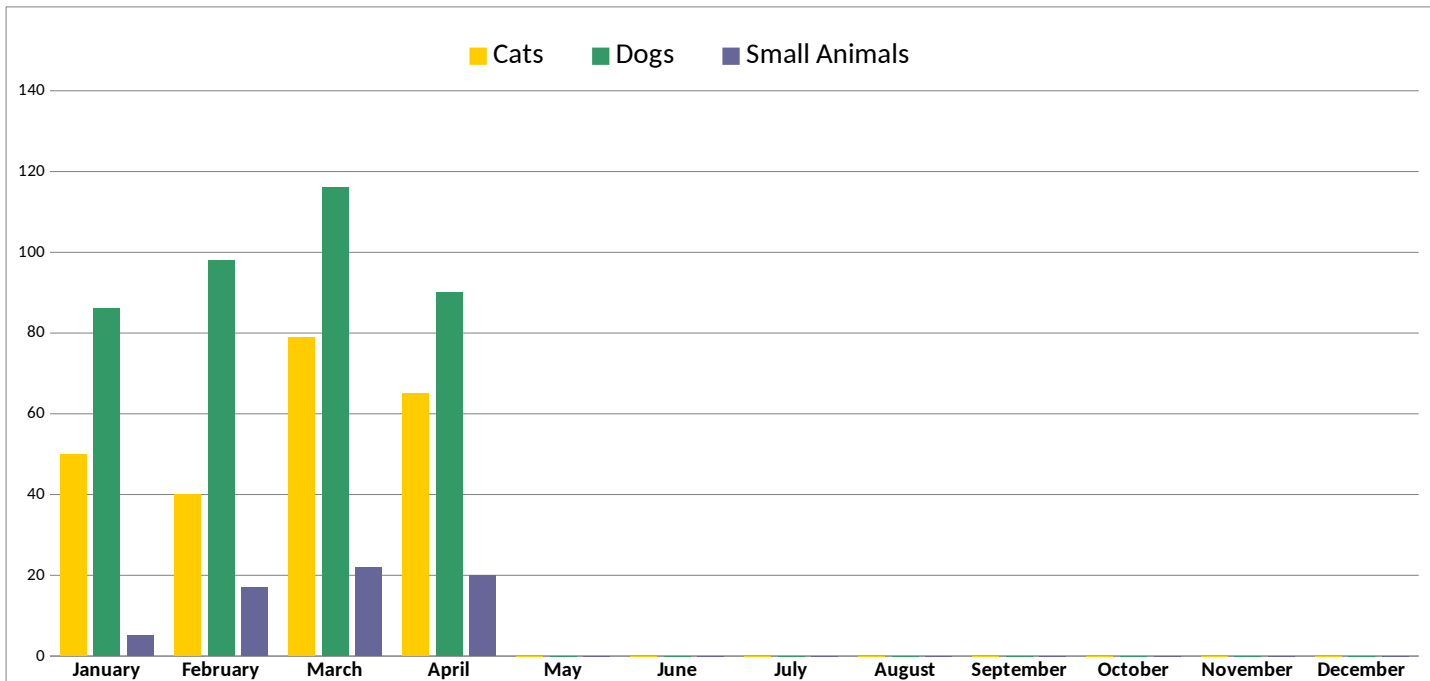


CMHS 2022 Intake Data

Source	Species	January	February	March	April	May	June	July	August	September	October	November	December	YTD
Stray	Cats	19	11	33	32									95
	Dogs	25	28	32	30									115
	Small Animals	1	7	0	2									10
Owner Surrender	Cats	24	23	35	26									108
	Dogs	28	27	13	15									83
	Small Animals	4	8	22	15									49
Adoption Returns	Cats	3	3	1	3									10
	Dogs	11	7	12	12									42
	Small Animals	0	2	0	0									2
Transfer/AC intake	Cats	4	3	10	4									21
	Dogs	22	36	59	33									150
	Small Animals	0	0	0	3									3
Total Intake	Cats	50	40	79	65	0	0	0	0	0	0	0	0	234
	Dogs	86	98	116	90	0	0	0	0	0	0	0	0	390
	Small Animals	5	17	22	20	0	0	0	0	0	0	0	0	64
Grand Totals		141	155	217	175	0	0	0	0	0	0	0	0	688

2022 Intake Trends





CMHS 2022 Animals Sent to Rescue

Rescue	Species	January	February	March	April	May	June	July	August	September	October	November	December	YTD
Second Chance	Cats	0	0	0	0									0
	Dogs	0	0	0	1									1
	Small Animals	0	0	0	0									0
	Total	0	0	0	0	0	0	0	0	0	0	0	0	0
Breed Specific	Cats	0	0	0	0									0
	Dogs	0	0	0	0									0
	Small Animals	0	0	0	0									0
	Total	0	0	0	0	0	0	0	0	0	0	0	0	0
Other Rescues	Cats	0	0	0	0									0
	Dogs	0	0	2	0									2
	Small Animals	0	0	0	0									0
	Total	0	0	0	0	0	0	0	0	0	0	0	0	0
Total Sent to Rescue	Cats	0	0	0	0	0	0	0	0	0	0	0	0	0
	Dogs	0	0	2	1	0	0	0	0	0	0	0	0	3
	Small Animals	0	0	0	0	0	0	0	0	0	0	0	0	0
Grand Totals		0	0	2	1	0	0	0	0	0	0	0	0	3

CMHS 2022 Live Release Data

Outcome	Species	January	February	March	April	May	June	July	August	September	October	November	December	YTD
Adoption	Cats	65	44	32	74									215
	Dogs	72	52	107	86									317
	Small Animals	8	11	21	12									52
Return to Owner	Cats	2	3	3	0									8
	Dogs	9	14	14	14									51
	Small Animals	0	0	0	0									0
Total Sent to Rescue	Cats	0	0	0	0									0
	Dogs	0	0	2	1									3
	Small Animals	0	0	0	0									0
Trap Neuter Release	Cats	0	0	1	0									1
Live Release Totals	Cats	67	47	36	74	0	0	0	0	0	0	0	0	224
	Dogs	81	66	123	101	0	0	0	0	0	0	0	0	371
	Small Animals	8	11	21	12	0	0	0	0	0	0	0	0	52
Grand Total		156	124	180	187	0	0	0	0	0	0	0	0	647

CMHS 2022 Euthanasia Data

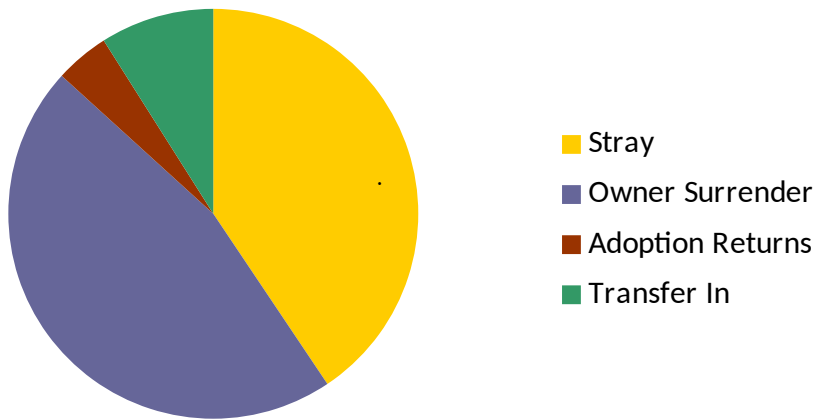
Reason	Species	January	February	March	April	May	June	July	August	September	October	November	December	YTD
Owner Request	Cats	1	2	0	0									3
	Dogs	1	1	1	0									3
	Small Animals	0	0	0	0									0
Health	Cats	1	2	3	1									7
	Dogs	1	0	0	1									2
	Small Animals	1	1	0	0									2
Died	Cats	0	2	1	2									5
	Dogs	1	1	0	1									3
	Small Animals	0	0	1	1									2
Behavioral	Cats	0	0	0	0									0
	Dogs	1	1	0	0									2
	Small Animals	0	0	0	0									0
Space	Cats	0	0	0	0									0
	Dogs	0	0	0	0									0
	Small Animals	0	0	0	0									0
Aggression	Cats	0	0	0	0									0
	Dogs	0	0	0	0									0
	Small Animals	0	0	0	0									0
Feral	Cats	0	0	0	0									0
	Dogs	0	0	0	0									0
	Small Animals	0	0	0	0									0
Age	Cats	0	0	0	0									0
	Dogs	0	0	0	0									0
	Small Animals	0	0	0	0									0
Euthanasia Totals	Cats	2	0	4	3	0	0	0	0	0	0	0	0	9
	Dogs	4	3	1	2	0	0	0	0	0	0	0	0	10
	Small Animals	1	1	1	1	0	0	0	0	0	0	0	0	4
Grand Totals		7	4	6	6	0	0	0	0	0	0	0	0	23

CMHS 2022 Intake Analysis

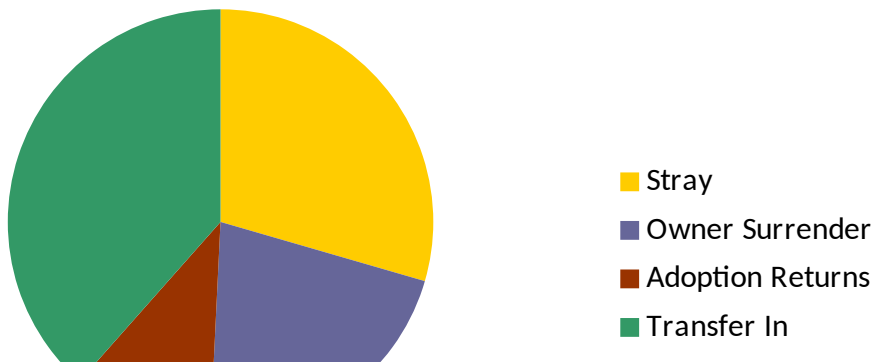
YTD

Source	Cats	Dogs	Small Animals	Grand Total
Stray	95	115	10	220
Owner Surrender	108	83	49	240
Adoption Returns	10	42	2	54
Transfer In	21	150	3	174
Grand Totals	234	390	64	688

Cat Intakes by Source



Dog Intakes by Source



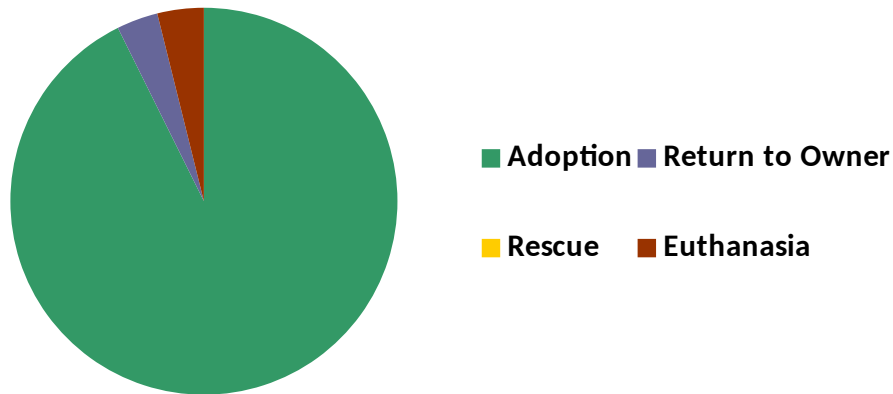


CMHS 2022 Outcome Analysis

YTD

Outcome	Cats	Dogs	Small Animals	Grand Total
Adoption	215	317	52	584
Return to Owner	8	51	0	59
Rescue	0	3	0	3
Euthanasia	9	10	4	23
Grand Totals	232	381	56	669

Outcomes for Cats



Outcomes for Dogs

