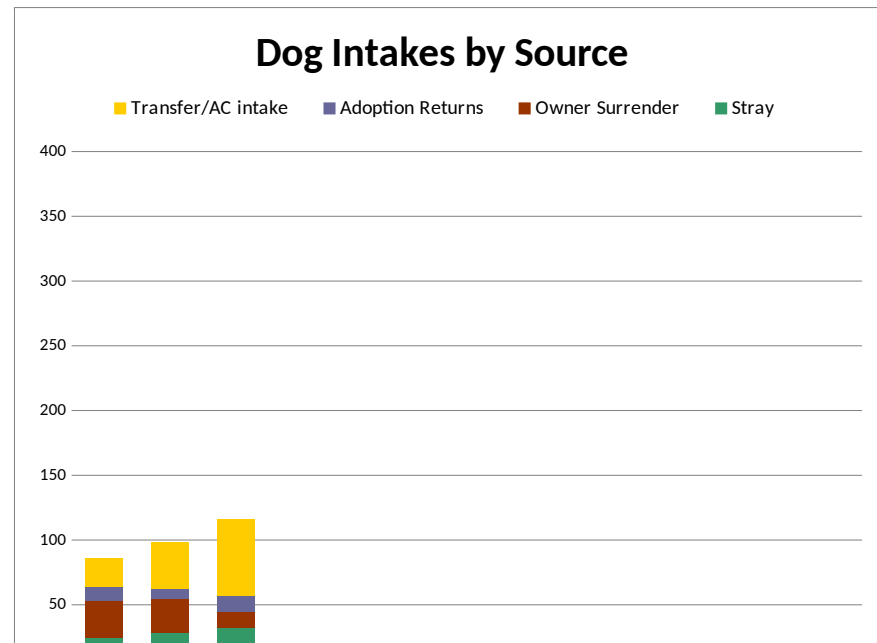
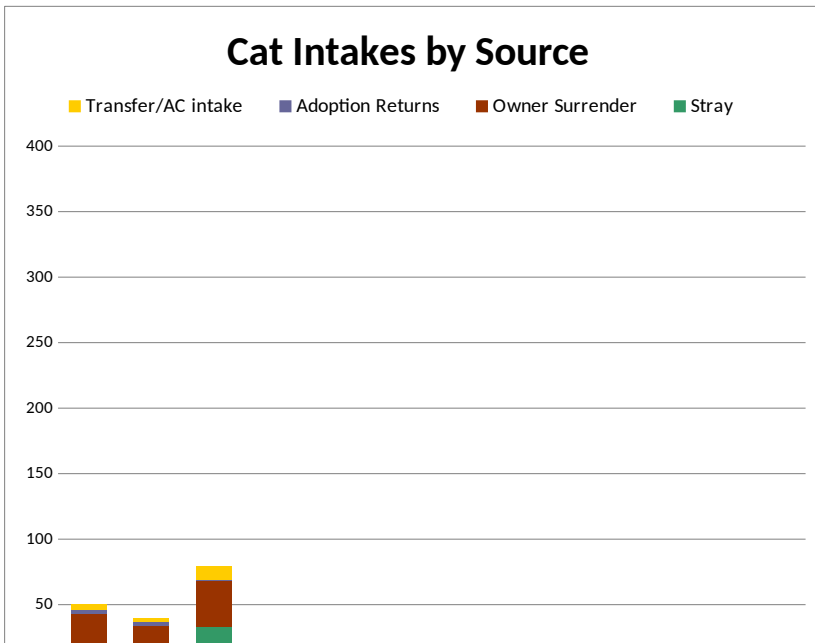
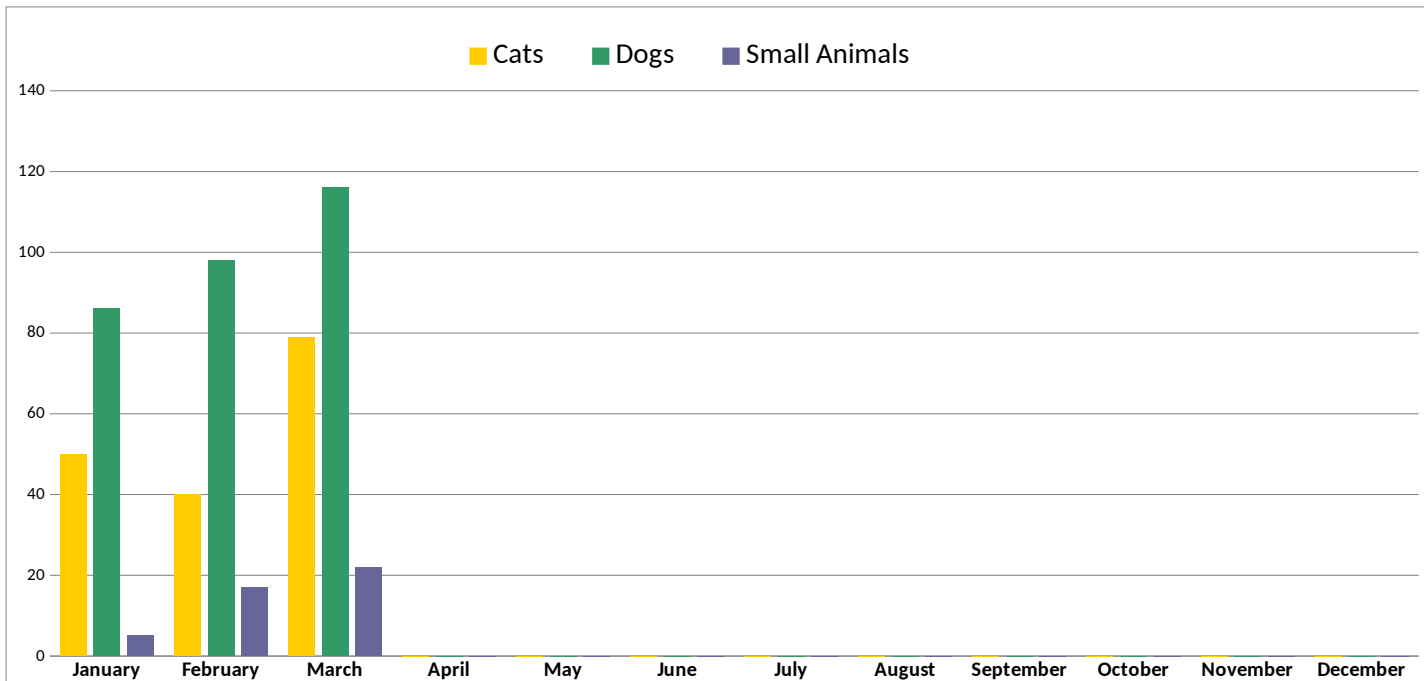


CMHS 2022 Intake Data

| Source | Species | January | February | March | April | May | June | July | August | September | October | November | December | YTD |
|---------------------|---------------|------------|------------|------------|----------|----------|----------|----------|----------|-----------|----------|----------|----------|------------|
| Stray | Cats | 19 | 11 | 33 | | | | | | | | | | 63 |
| | Dogs | 25 | 28 | 32 | | | | | | | | | | 85 |
| | Small Animals | 1 | 7 | 0 | | | | | | | | | | 8 |
| Owner Surrender | Cats | 24 | 23 | 35 | | | | | | | | | | 82 |
| | Dogs | 28 | 27 | 13 | | | | | | | | | | 68 |
| | Small Animals | 4 | 8 | 22 | | | | | | | | | | 34 |
| Adoption Returns | Cats | 3 | 3 | 1 | | | | | | | | | | 7 |
| | Dogs | 11 | 7 | 12 | | | | | | | | | | 30 |
| | Small Animals | 0 | 2 | 0 | | | | | | | | | | 2 |
| Transfer/AC intake | Cats | 4 | 3 | 10 | | | | | | | | | | 17 |
| | Dogs | 22 | 36 | 59 | | | | | | | | | | 117 |
| | Small Animals | 0 | 0 | 0 | | | | | | | | | | 0 |
| Total Intake | Cats | 50 | 40 | 79 | 0 | 0 | 0 | 0 | 0 | 0 | 0 | 0 | 0 | 169 |
| | Dogs | 86 | 98 | 116 | 0 | 0 | 0 | 0 | 0 | 0 | 0 | 0 | 0 | 300 |
| | Small Animals | 5 | 17 | 22 | 0 | 0 | 0 | 0 | 0 | 0 | 0 | 0 | 0 | 44 |
| Grand Totals | | 141 | 155 | 217 | 0 | 0 | 0 | 0 | 0 | 0 | 0 | 0 | 0 | 513 |

2022 Intake Trends





CMHS 2022 Animals Sent to Rescue

| Rescue | Species | January | February | March | April | May | June | July | August | September | October | November | December | YTD |
|----------------------|---------------|----------|----------|----------|----------|----------|----------|----------|----------|-----------|----------|----------|----------|----------|
| Second Chance | Cats | 0 | 0 | 0 | | | | | | | | | | 0 |
| | Dogs | 0 | 0 | 0 | | | | | | | | | | 0 |
| | Small Animals | 0 | 0 | 0 | | | | | | | | | | 0 |
| | Total | 0 | 0 | 0 | 0 | 0 | 0 | 0 | 0 | 0 | 0 | 0 | 0 | 0 |
| Breed Specific | Cats | 0 | 0 | 0 | | | | | | | | | | 0 |
| | Dogs | 0 | 0 | 0 | | | | | | | | | | 0 |
| | Small Animals | 0 | 0 | 0 | | | | | | | | | | 0 |
| | Total | 0 | 0 | 0 | 0 | 0 | 0 | 0 | 0 | 0 | 0 | 0 | 0 | 0 |
| Other Rescues | Cats | 0 | 0 | 0 | | | | | | | | | | 0 |
| | Dogs | 0 | 0 | 2 | | | | | | | | | | 2 |
| | Small Animals | 0 | 0 | 0 | | | | | | | | | | 0 |
| | Total | 0 | 0 | 0 | 0 | 0 | 0 | 0 | 0 | 0 | 0 | 0 | 0 | 0 |
| Total Sent to Rescue | Cats | 0 | 0 | 0 | 0 | 0 | 0 | 0 | 0 | 0 | 0 | 0 | 0 | 0 |
| | Dogs | 0 | 0 | 2 | 0 | 0 | 0 | 0 | 0 | 0 | 0 | 0 | 0 | 2 |
| | Small Animals | 0 | 0 | 0 | 0 | 0 | 0 | 0 | 0 | 0 | 0 | 0 | 0 | 0 |
| Grand Totals | | 0 | 0 | 2 | 0 | 0 | 0 | 0 | 0 | 0 | 0 | 0 | 0 | 2 |

CMHS 2022 Live Release Data

| Outcome | Species | January | February | March | April | May | June | July | August | September | October | November | December | YTD |
|----------------------|---------------|------------|------------|------------|----------|----------|----------|----------|----------|-----------|----------|----------|----------|------------|
| Adoption | Cats | 65 | 44 | 32 | | | | | | | | | | 141 |
| | Dogs | 72 | 52 | 107 | | | | | | | | | | 231 |
| | Small Animals | 8 | 11 | 21 | | | | | | | | | | 40 |
| Return to Owner | Cats | 2 | 3 | 3 | | | | | | | | | | 8 |
| | Dogs | 9 | 14 | 14 | | | | | | | | | | 37 |
| | Small Animals | 0 | 0 | 0 | | | | | | | | | | 0 |
| Total Sent to Rescue | Cats | 0 | 0 | 0 | | | | | | | | | | 0 |
| | Dogs | 0 | 0 | 2 | | | | | | | | | | 2 |
| | Small Animals | 0 | 0 | 0 | | | | | | | | | | 0 |
| Trap Neuter Release | Cats | 0 | 0 | 1 | | | | | | | | | | 1 |
| Live Release Totals | Cats | 67 | 47 | 36 | 0 | 0 | 0 | 0 | 0 | 0 | 0 | 0 | 0 | 150 |
| | Dogs | 81 | 66 | 123 | 0 | 0 | 0 | 0 | 0 | 0 | 0 | 0 | 0 | 270 |
| | Small Animals | 8 | 11 | 21 | 0 | 0 | 0 | 0 | 0 | 0 | 0 | 0 | 0 | 40 |
| Grand Total | | 156 | 124 | 180 | 0 | 0 | 0 | 0 | 0 | 0 | 0 | 0 | 0 | 460 |

CMHS 2022 Euthanasia Data

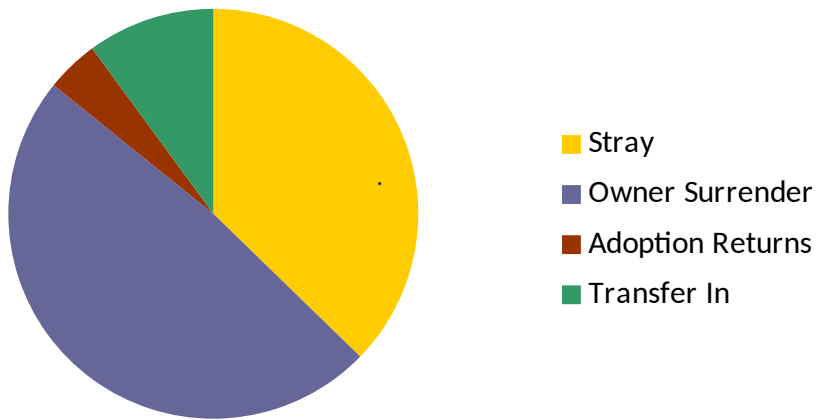
| Reason | Species | January | February | March | April | May | June | July | August | September | October | November | December | YTD |
|---------------------|---------------|----------|----------|----------|----------|----------|----------|----------|----------|-----------|----------|----------|----------|-----------|
| Owner Request | Cats | 1 | 2 | 0 | | | | | | | | | | 3 |
| | Dogs | 1 | 1 | 1 | | | | | | | | | | 3 |
| | Small Animals | 0 | 0 | 0 | | | | | | | | | | 0 |
| Health | Cats | 1 | 2 | 3 | | | | | | | | | | 6 |
| | Dogs | 1 | 0 | 0 | | | | | | | | | | 1 |
| | Small Animals | 1 | 1 | 0 | | | | | | | | | | 2 |
| Died | Cats | 0 | 2 | 1 | | | | | | | | | | 3 |
| | Dogs | 1 | 1 | 0 | | | | | | | | | | 2 |
| | Small Animals | 0 | 0 | 1 | | | | | | | | | | 1 |
| Behavioral | Cats | 0 | 0 | 0 | | | | | | | | | | 0 |
| | Dogs | 1 | 1 | 0 | | | | | | | | | | 2 |
| | Small Animals | 0 | 0 | 0 | | | | | | | | | | 0 |
| Space | Cats | 0 | 0 | 0 | | | | | | | | | | 0 |
| | Dogs | 0 | 0 | 0 | | | | | | | | | | 0 |
| | Small Animals | 0 | 0 | 0 | | | | | | | | | | 0 |
| Aggression | Cats | 0 | 0 | 0 | | | | | | | | | | 0 |
| | Dogs | 0 | 0 | 0 | | | | | | | | | | 0 |
| | Small Animals | 0 | 0 | 0 | | | | | | | | | | 0 |
| Feral | Cats | 0 | 0 | 0 | | | | | | | | | | 0 |
| | Dogs | 0 | 0 | 0 | | | | | | | | | | 0 |
| | Small Animals | 0 | 0 | 0 | | | | | | | | | | 0 |
| Age | Cats | 0 | 0 | 0 | | | | | | | | | | 0 |
| | Dogs | 0 | 0 | 0 | | | | | | | | | | 0 |
| | Small Animals | 0 | 0 | 0 | | | | | | | | | | 0 |
| Euthanasia Totals | Cats | 2 | 0 | 4 | 0 | 0 | 0 | 0 | 0 | 0 | 0 | 0 | 0 | 6 |
| | Dogs | 4 | 3 | 1 | 0 | 0 | 0 | 0 | 0 | 0 | 0 | 0 | 0 | 8 |
| | Small Animals | 1 | 1 | 1 | 0 | 0 | 0 | 0 | 0 | 0 | 0 | 0 | 0 | 3 |
| Grand Totals | | 7 | 4 | 6 | 0 | 0 | 0 | 0 | 0 | 0 | 0 | 0 | 0 | 17 |

CMHS 2022 Intake Analysis

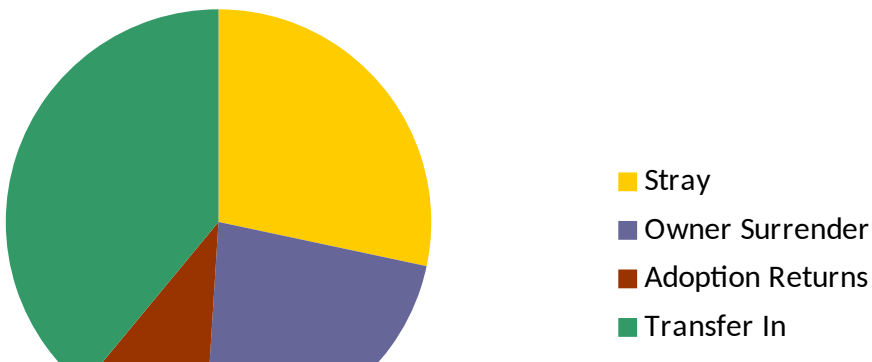
YTD

| Source | Cats | Dogs | Small Animals | Grand Total |
|---------------------|------------|------------|---------------|-------------|
| Stray | 63 | 85 | 8 | 156 |
| Owner Surrender | 82 | 68 | 34 | 184 |
| Adoption Returns | 7 | 30 | 2 | 39 |
| Transfer In | 17 | 117 | 0 | 134 |
| Grand Totals | 169 | 300 | 44 | 513 |

Cat Intakes by Source



Dog Intakes by Source



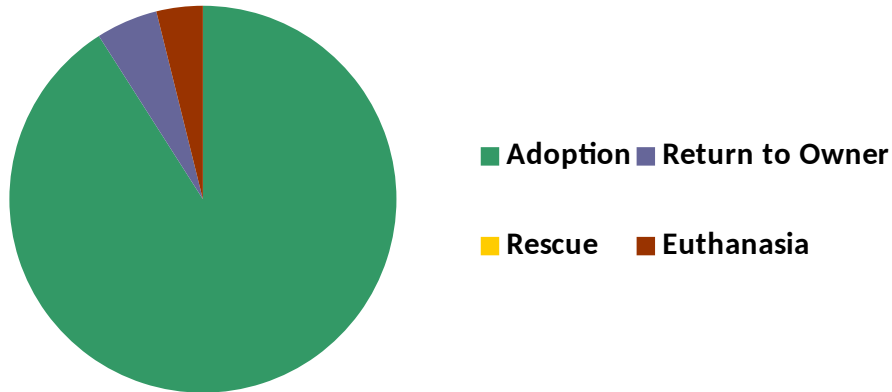


CMHS 2022 Outcome Analysis

YTD

| Outcome | Cats | Dogs | Small Animals | Grand Total |
|---------------------|------------|------------|---------------|-------------|
| Adoption | 141 | 231 | 40 | 412 |
| Return to Owner | 8 | 37 | 0 | 45 |
| Rescue | 0 | 2 | 0 | 2 |
| Euthanasia | 6 | 8 | 3 | 17 |
| Grand Totals | 155 | 278 | 43 | 476 |

Outcomes for Cats



Outcomes for Dogs

