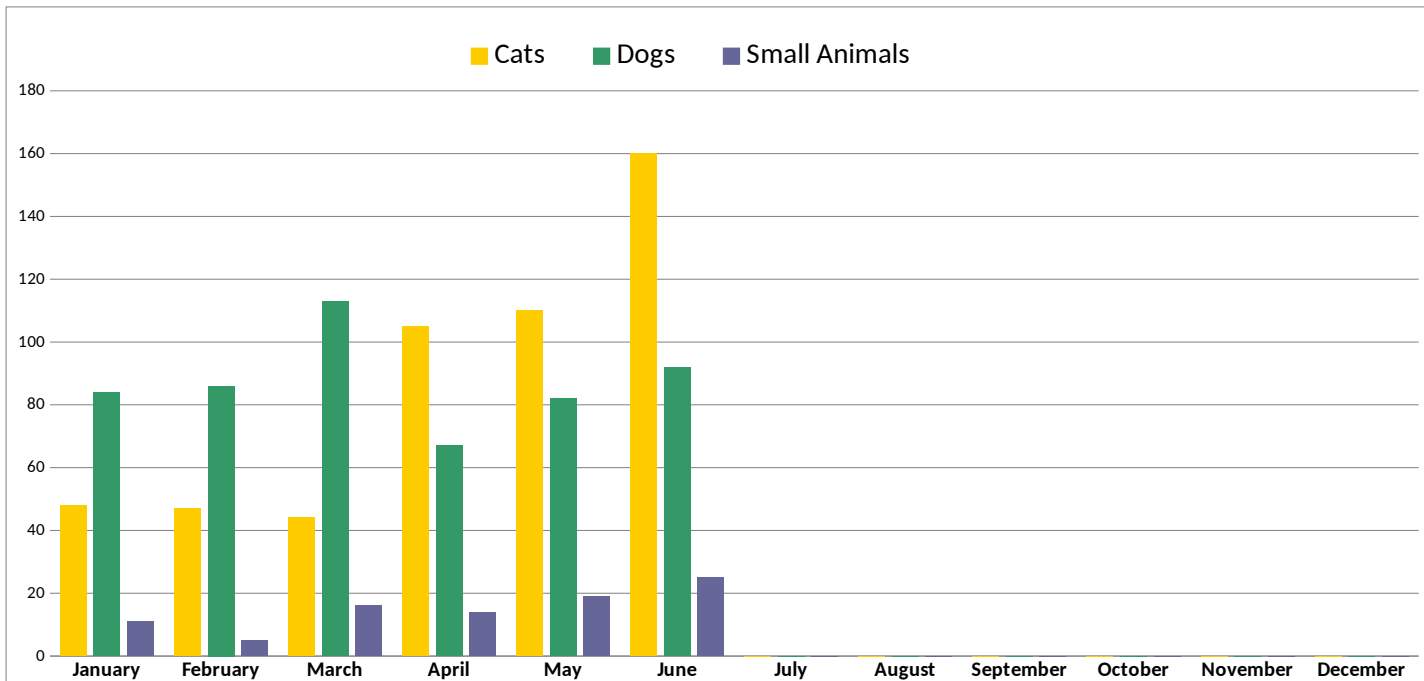


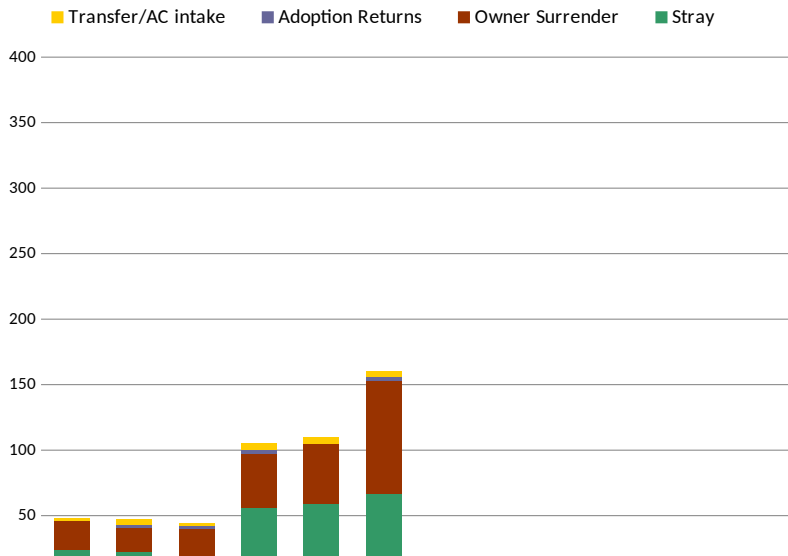
CMHS 2021 Intake Data

Source	Species	January	February	March	April	May	June	July	August	September	October	November	December	YTD
Stray	Cats	24	22	19	56	59	67							247
	Dogs	23	20	44	27	32	30							176
	Small Animals	1	0	1	1	1	1							5
Owner Surrender	Cats	22	19	21	41	46	86							235
	Dogs	24	12	29	11	13	13							102
	Small Animals	9	5	15	10	18	23							80
Adoption Returns	Cats	0	2	2	3	0	3							10
	Dogs	4	5	4	6	6	4							29
	Small Animals	0	0	0	2	0	0							2
Transfer/AC intake	Cats	2	4	2	5	5	4							22
	Dogs	33	49	36	23	31	45							217
	Small Animals	1	0	0	1	0	1							3
Total Intake	Cats	48	47	44	105	110	160	0	0	0	0	0	0	514
	Dogs	84	86	113	67	82	92	0	0	0	0	0	0	524
	Small Animals	11	5	16	14	19	25	0	0	0	0	0	0	90
Grand Totals		143	138	173	186	211	277	0	0	0	0	0	0	1128

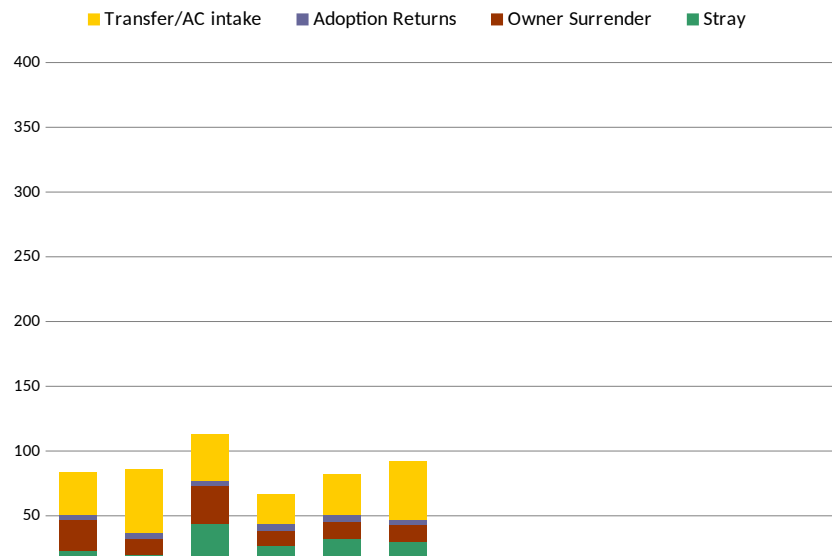
2021 Intake Trends





Cat Intakes by Source



Dog Intakes by Source





CMHS 2021 Animals Sent to Rescue

Rescue	Species	January	February	March	April	May	June	July	August	September	October	November	December	YTD
Second Chance	Cats	0	0	0	0	0	0							0
	Dogs	1	0	1	1	0	0							3
	Small Animals	0	0	0	0	0	0							0
	Total	1	0	0	1	0	0							2
Breed Specific	Cats	0	0	0	0	0	0							0
	Dogs	0	0	0	0	0	0							0
	Small Animals	0	0	0	0	0	0							0
	Total	0	0	0	0	0	0							0
Other Rescues	Cats	1	0	0	0	0	0							1
	Dogs	0	1	1	1	2	1							6
	Small Animals	0	0	0	0	0	0							0
	Total	2	1	1	1	2	1							8
Total Sent to Rescue	Cats	1	0	0	0	0	0	0	0	0	0	0	0	1
	Dogs	1	1	2	2	2	1	0	0	0	0	0	0	9
	Small Animals	0	0	0	0	0	0	0	0	0	0	0	0	0
Grand Totals		2	1	2	2	2	1	0	0	0	0	0	0	10

CMHS 2021 Live Release Data

Outcome	Species	January	February	March	April	May	June	July	August	September	October	November	December	YTD
Adoption	Cats	80	35	42	64	43	107							371
	Dogs	81	82	71	61	66	67							428
	Small Animals	16	7	9	10	17	24							83
Return to Owner	Cats	1	2	2	2	1	3							11
	Dogs	7	4	25	8	10	5							59
	Small Animals	0	0	0	0	0	0							0
Total Sent to Rescue	Cats	1	0	0	0	0	0							1
	Dogs	1	1	2	2	2	1							9
	Small Animals	0	0	0	0	0	0							0
Trap Neuter Release	Cats	0	0	0	0	0	1							1
Live Release Totals	Cats	82	37	44	66	44	111	0	0	0	0	0	0	384
	Dogs	89	87	98	71	78	73	0	0	0	0	0	0	496
	Small Animals	16	7	9	10	17	24	0	0	0	0	0	0	83
Grand Total		187	131	151	147	139	208	0	0	0	0	0	0	963

CMHS 2021 Euthanasia Data

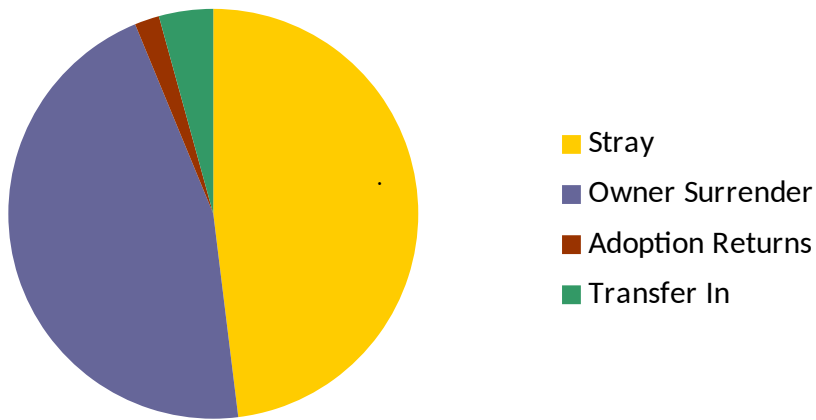
Reason	Species	January	February	March	April	May	June	July	August	September	October	November	December	YTD
Owner Request	Cats	0	0	0	0	0	0	0						0
	Dogs	0	0	0	1	0	1							2
	Small Animals	0	0	0	0	0	0							0
Health	Cats	4	3	2	3	3	4							19
	Dogs	0	0	0	0	1	1							2
	Small Animals	0	0	0	0	0	0							0
Died	Cats	0	0	0	0	0	1							1
	Dogs	0	0	0	0	0	0							0
	Small Animals	0	0	0	0	0	0							0
Behavioral	Cats	0	0	0	0	0	0							0
	Dogs	0	0	0	0	1	0							1
	Small Animals	0	0	0	0	0	0							0
Space	Cats	0	0	0	0	0	0							0
	Dogs	0	0	0	0	0	0							0
	Small Animals	0	0	0	0	0	0							0
Aggression	Cats	0	0	0	0	0	0							0
	Dogs	0	0	0	0	0	3							3
	Small Animals	0	0	0	0	0	0							0
Feral	Cats	0	0	0	0	0	0							0
	Dogs	0	0	0	0	0	0							0
	Small Animals	0	0	0	0	0	0							0
Age	Cats	0	0	0	0	0	0							0
	Dogs	0	0	0	0	0	0							0
	Small Animals	0	0	0	0	0	0							0
Euthanasia Totals	Cats	4	3	2	3	3	5	0	0	0	0	0	0	20
	Dogs	0	0	0	1	2	5	0	0	0	0	0	0	8
	Small Animals	0	0	0	0	0	0	0	0	0	0	0	0	0
Grand Totals		4	3	2	4	5	10	0	0	0	0	0	0	28

CMHS 2021 Intake Analysis

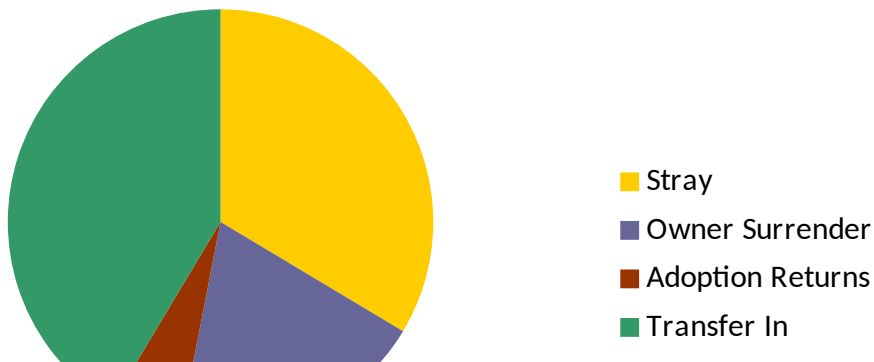
YTD

Source	Cats	Dogs	Small Animals	Grand Total
Stray	247	176	5	428
Owner Surrender	235	102	80	417
Adoption Returns	10	29	2	41
Transfer In	22	217	3	242
Grand Totals	514	524	90	1128

Cat Intakes by Source



Dog Intakes by Source



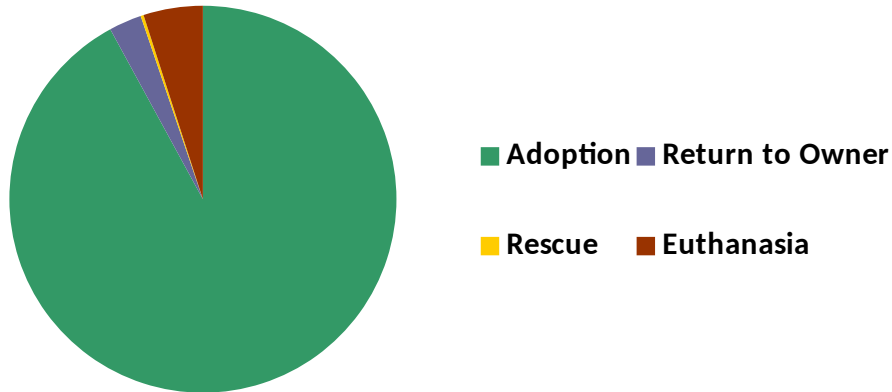


CMHS 2021 Outcome Analysis

YTD

Outcome	Cats	Dogs	Small Animals	Grand Total
Adoption	371	428	83	882
Return to Owner	11	59	0	70
Rescue	1	9	0	10
Euthanasia	20	8	0	28
Grand Totals	403	504	83	990

Outcomes for Cats



Outcomes for Dogs

