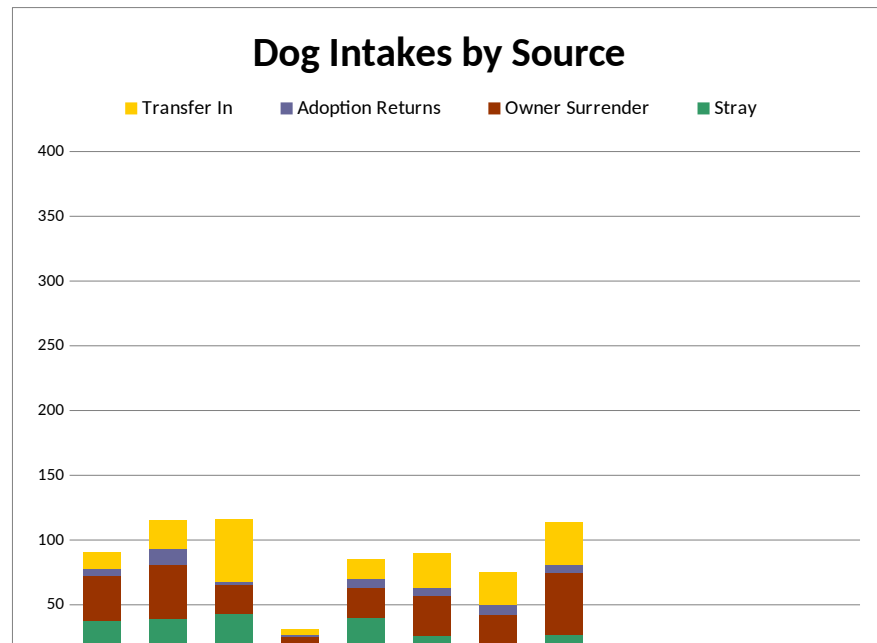
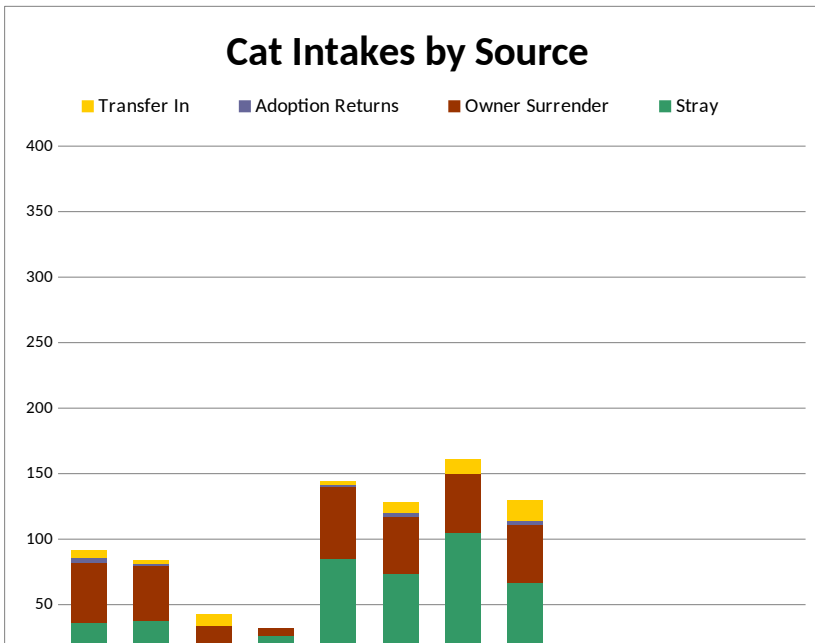
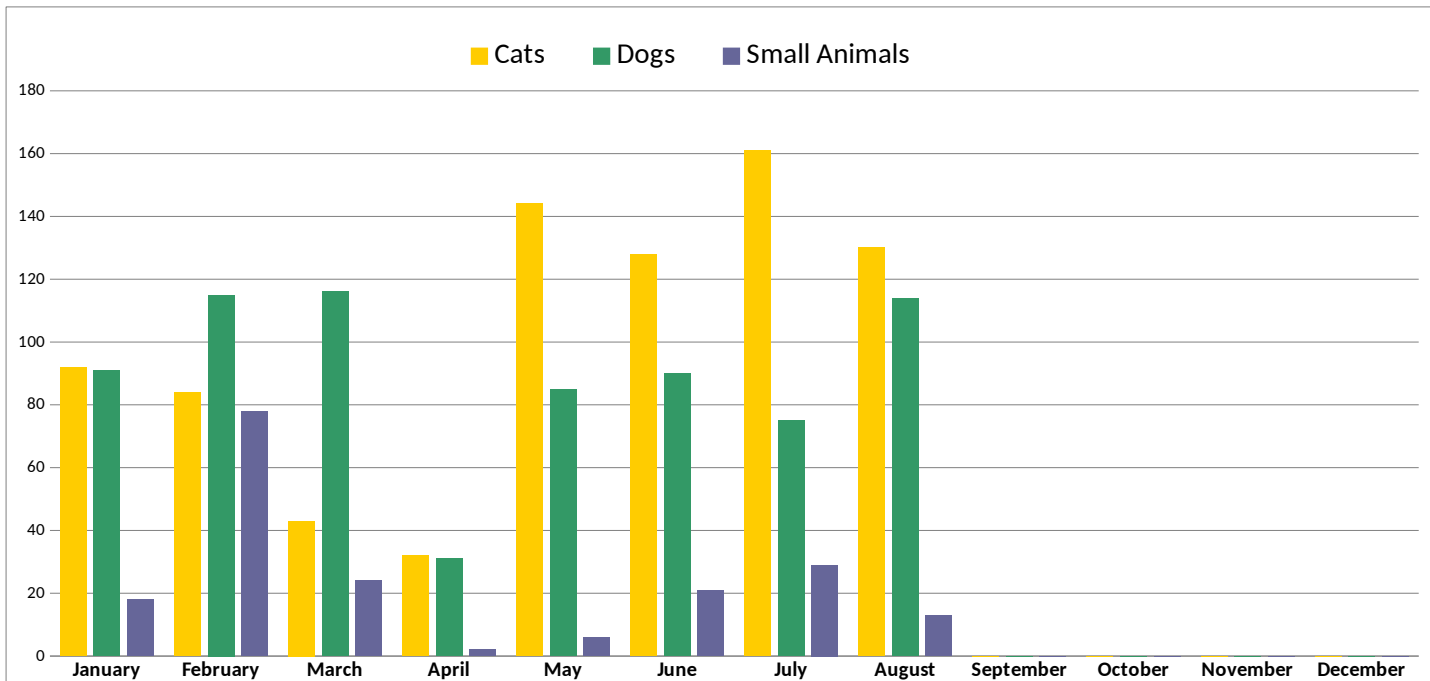
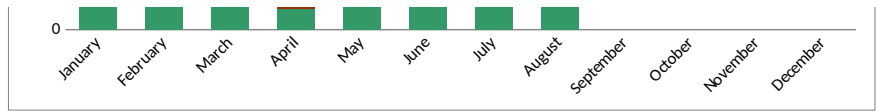
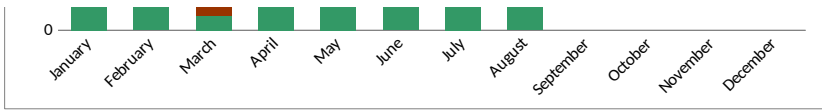


CMHS 2020 Intake Data

Source	Species	January	February	March	April	May	June	July	August	September	October	November	December	YTD
Stray	Cats	36	38	11	26	85	74	105	67					442
	Dogs	38	39	43	16	40	26	19	27					248
	Small Animals	1	3	3	0	1	1	2	2					13
Owner Surrender	Cats	46	42	23	6	55	43	45	44					304
	Dogs	34	42	22	9	23	31	23	48					232
	Small Animals	16	20	10	2	5	19	10	9					91
Adoption Returns	Cats	4	1	0	0	1	3	0	3					12
	Dogs	6	12	3	2	7	6	8	6					50
	Small Animals	1	1	5	0	0	0	9	0					16
Transfer In	Cats	6	3	9	0	3	8	11	16					56
	Dogs	13	22	48	4	15	27	25	33					187
	Small Animals	0	54	6	0	0	1	8	2					71
Total Intake	Cats	92	84	43	32	144	128	161	130	0	0	0	0	814
	Dogs	91	115	116	31	85	90	75	114	0	0	0	0	717
	Small Animals	18	78	24	2	6	21	29	13	0	0	0	0	191
Grand Totals		201	277	183	65	235	239	265	257	0	0	0	0	1722

2020 Intake Trends





CMHS 2020 Animals Sent to Rescue

Rescue	Species	January	February	March	April	May	June	July	August	September	October	November	December	YTD
Second Chance	Cats	0	0	1	1	0	0	0	0					2
	Dogs	0	0	0	0	0	0	0	0					0
	Small Animals	0	0	0	0	0	0	0	0					0
	Total	0	0	1	1	0	0	0	0	0	0	0	0	2
Breed Specific	Cats	0	0	0	0	0	0	0	0					0
	Dogs	3	2	0	0	0	0	0	0					5
	Small Animals	0	0	0	0	0	0	0	0					0
	Total	3	2	0	0	0	0	0	0	0	0	0	0	5
Other Rescues	Cats	0	0	2	0	0	0	0	0					2
	Dogs	1	2	0	1	1	1	0	0					6
	Small Animals	0	0	0	0	0	0	0	0					0
	Total	1	2	2	1	1	0	0	0	0	0	0	0	7
Total Sent to Rescue	Cats	0	0	3	1	0	0	0	0	0	0	0	0	4
	Dogs	4	4	0	1	1	1	0	0	0	0	0	0	11
	Small Animals	0	0	0	0	0	0	0	0	0	0	0	0	0
Grand Totals		4	4	3	2	1	1	0	0	0	0	0	0	15

CMHS 2020 Live Release Data

Outcome	Species	January	February	March	April	May	June	July	August	September	October	November	December	YTD
Adoption	Cats	126	105	49	31	36	92	113	134					686
	Dogs	78	104	79	72	60	79	73	63					608
	Small Animals	15	36	50	21	12	15	23	12					184
Return to Owner	Cats	4	2	0	1	2	7	4	4					24
	Dogs	23	17	22	5	12	16	15	6					116
	Small Animals	0	0	0	0	0	0	2	0					2
Total Sent to Rescue	Cats	0	0	3	1	0	0	0	0					4
	Dogs	4	4	0	1	1	1	0	0					11
	Small Animals	0	0	0	0	0	0	0	0					0
Trap Neuter Release	Cats	4	0	1	0	1	0	1	1					8
Live Release Totals	Cats	134	107	53	33	39	99	118	139	0	0	0	0	722
	Dogs	105	125	101	78	73	96	88	69	0	0	0	0	735
	Small Animals	15	36	50	21	12	15	25	12	0	0	0	0	186
Grand Total		254	268	204	132	124	210	231	220	0	0	0	0	1643

CMHS 2020 Euthanasia Data

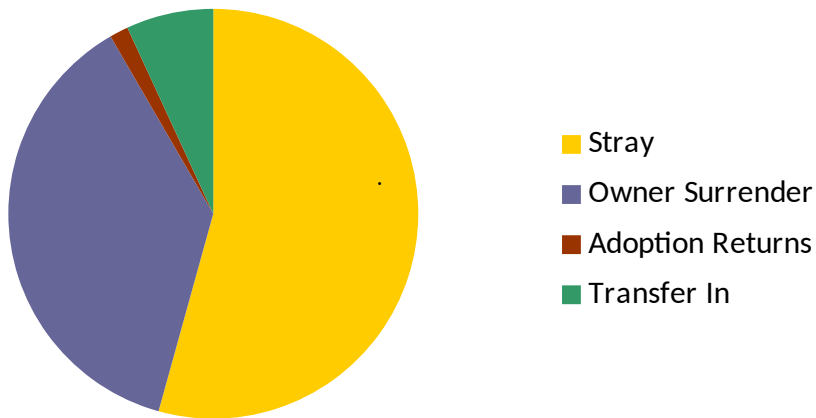
Reason	Species	January	February	March	April	May	June	July	August	September	October	November	December	YTD
Owner Request	Cats	0	0	0	0	0	0	0	0	0	0	0	0	0
	Dogs	1	2	2	0	0	0	0	0	0	0	0	0	5
	Small Animals	0	0	0	0	0	0	0	0	0	0	0	0	0
Health	Cats	0	1	3	0	2	2	2	2	3	0	0	0	13
	Dogs	3	0	1	0	0	0	0	0	0	0	0	0	4
	Small Animals	0	1	0	0	1	0	0	0	0	0	0	0	2
Died	Cats	1	1	0	0	2	3	10	4	0	0	0	0	21
	Dogs	0	0	0	1	1	0	0	0	0	0	0	0	2
	Small Animals	0	0	0	0	0	0	0	0	4	0	0	0	4
Behavioral	Cats	0	0	0	0	0	0	0	0	0	0	0	0	0
	Dogs	0	0	0	0	0	0	0	0	0	0	0	0	0
	Small Animals	0	0	0	0	0	0	0	0	0	0	0	0	0
Space	Cats	0	0	0	0	0	0	0	0	0	0	0	0	0
	Dogs	0	0	0	0	0	0	0	0	0	0	0	0	0
	Small Animals	0	0	0	0	0	0	0	0	0	0	0	0	0
Aggression	Cats	0	0	0	0	0	0	0	0	0	0	0	0	0
	Dogs	2	0	0	0	1	0	0	1	0	0	0	0	4
	Small Animals	0	0	0	0	0	0	0	0	0	0	0	0	0
Feral	Cats	0	0	0	0	0	0	0	0	0	0	0	0	0
	Dogs	0	0	0	0	0	0	0	0	0	0	0	0	0
	Small Animals	0	0	0	0	0	0	0	0	0	0	0	0	0
Age	Cats	0	0	0	0	0	0	0	0	0	0	0	0	0
	Dogs	0	0	0	0	0	0	0	0	0	0	0	0	0
	Small Animals	0	0	0	0	0	0	0	0	0	0	0	0	0
Euthanasia Totals	Cats	1	2	3	0	4	5	12	7	0	0	0	0	34
	Dogs	6	2	3	1	2	0	0	1	0	0	0	0	15
	Small Animals	0	1	0	0	1	0	0	4	0	0	0	0	6
Grand Totals		7	5	6	1	7	5	12	12	0	0	0	0	55

CMHS 2020 Intake Analysis

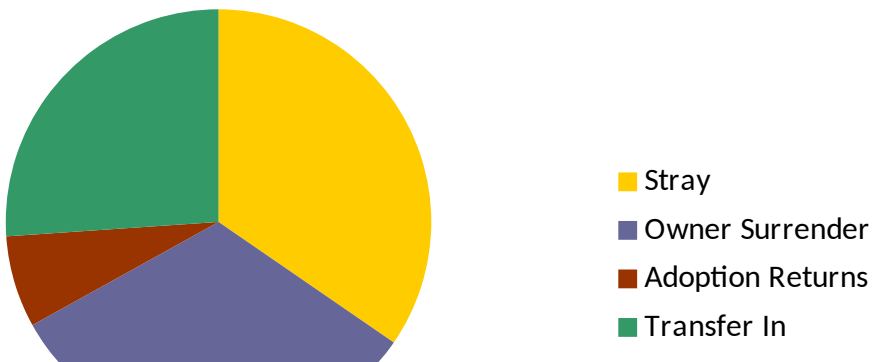
YTD

Source	Cats	Dogs	Small Animals	Grand Total
Stray	442	248	13	703
Owner Surrender	304	232	91	627
Adoption Returns	12	50	16	78
Transfer In	56	187	71	314
Grand Totals	814	717	191	1722

Cat Intakes by Source



Dog Intakes by Source



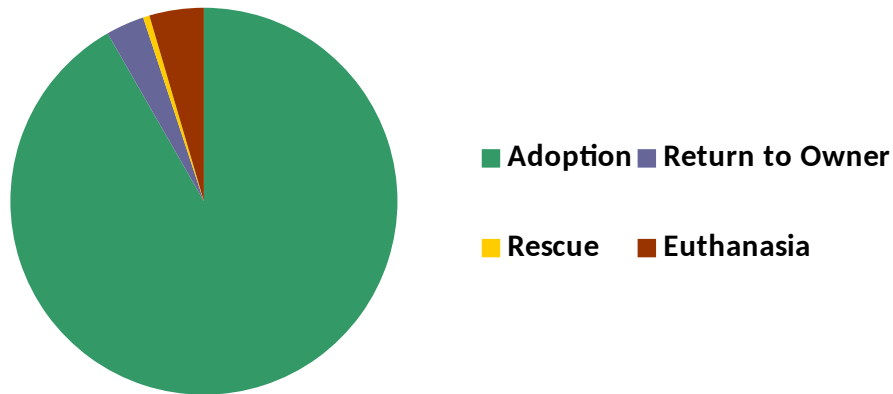


CMHS 2020 Outcome Analysis

YTD

Outcome	Cats	Dogs	Small Animals	Grand Total
Adoption	686	608	184	1478
Return to Owner	24	116	2	142
Rescue	4	11	0	15
Euthanasia	34	15	6	55
Grand Totals	748	750	192	1690

Outcomes for Cats



Outcomes for Dogs

