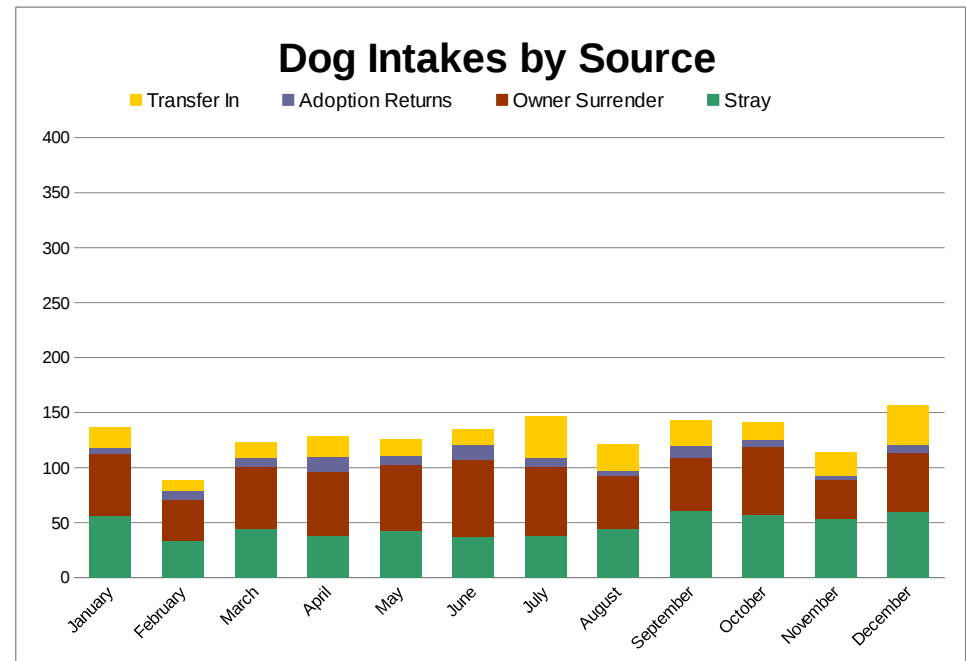
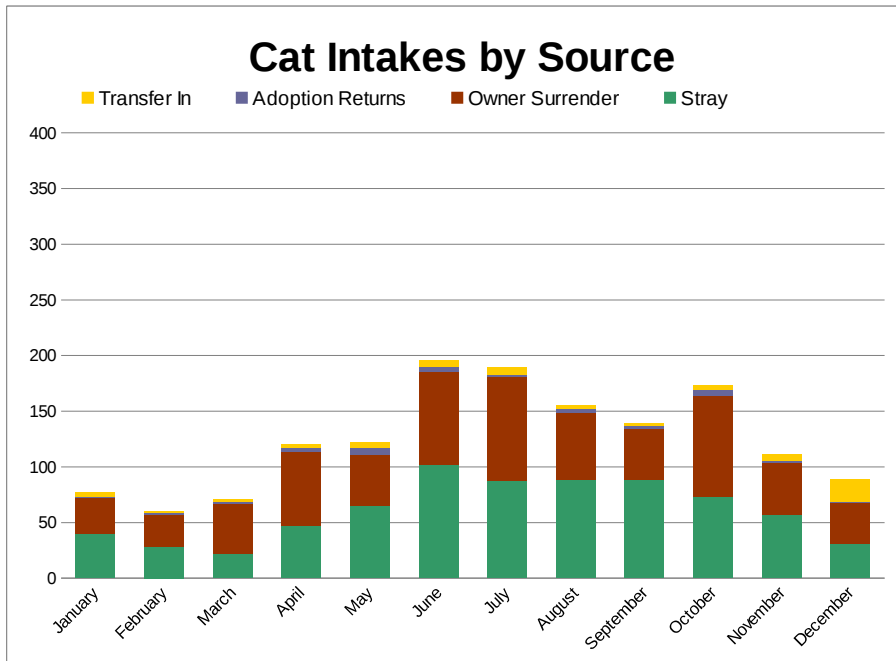
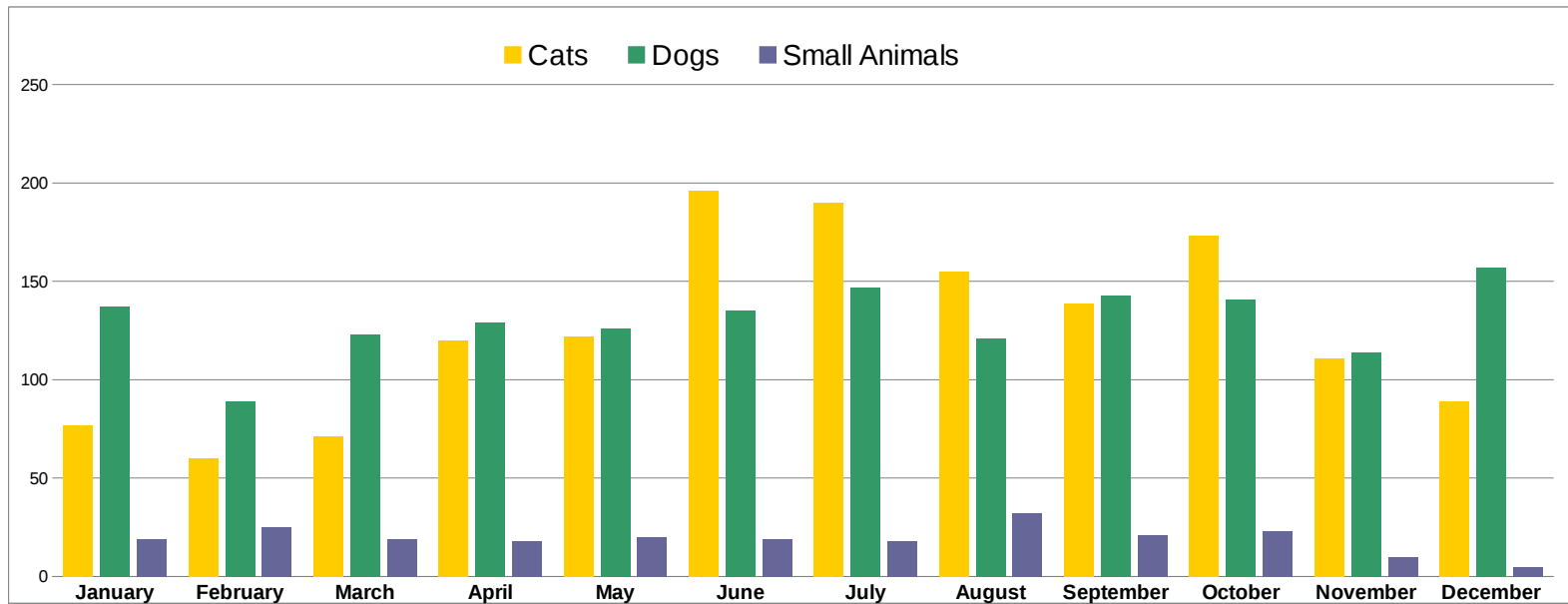


## CMHS 2018 Intake Data

Source	Species	January	February	March	April	May	June	July	August	September	October	November	December	YTD
Stray	Cats	40	28	22	47	65	102	88	88	89	73	57	31	730
	Dogs	56	33	44	38	43	37	38	44	61	57	53	60	564
	Small Animals	9	1	1	6	1	3	4	2	0	2	1	0	30
Owner Surrender	Cats	32	29	45	67	46	83	93	61	45	91	47	37	676
	Dogs	57	38	57	58	59	70	63	49	48	62	36	53	650
	Small Animals	7	24	18	11	19	14	12	14	18	21	9	4	171
Adoption Returns	Cats	1	2	2	3	6	5	2	3	3	5	1	1	34
	Dogs	5	8	8	14	9	14	8	4	11	6	4	8	99
	Small Animals	0	0	0	0	0	0	0	1	1	0	0	0	2
Transfer In	Cats	4	1	2	3	5	6	7	3	2	4	6	20	63
	Dogs	19	10	14	19	15	14	38	24	23	16	21	36	249
	Small Animals	3	0	0	1	0	2	2	15	2	0	0	1	26
Total Intake	Cats	77	60	71	120	122	196	190	155	139	173	111	89	1503
	Dogs	137	89	123	129	126	135	147	121	143	141	114	157	1562
	Small Animals	19	25	19	18	20	19	18	32	21	23	10	5	229
<b>Grand Totals</b>		<b>233</b>	<b>174</b>	<b>213</b>	<b>267</b>	<b>268</b>	<b>350</b>	<b>355</b>	<b>308</b>	<b>303</b>	<b>337</b>	<b>235</b>	<b>251</b>	<b>3294</b>

## 2018 Intake Trends



## CMHS 2018 Animals Sent to Rescue

Rescue	Species	January	February	March	April	May	June	July	August	September	October	November	December	YTD
Second Chance	Cats	0	0	1	0	0	0	0	0	6	1	2	1	11
	Dogs	2	0	2	0	1	0	0	0	1	1	0	0	7
	Small Animals	0	0	0	0	0	0	0	0	0	0	0	0	0
	<b>Total</b>	<b>2</b>	<b>0</b>	<b>3</b>	<b>0</b>	<b>1</b>	<b>0</b>	<b>0</b>	<b>0</b>	<b>7</b>	<b>2</b>	<b>2</b>	<b>1</b>	<b>18</b>
Breed Specific	Cats	0	0	0	0	0	0	0	0	0	0	0	0	0
	Dogs	1	0	1	2	1	1	0	0	1	0	0	0	7
	Small Animals	0	0	0	0	0	0	0	0	0	0	0	0	0
	<b>Total</b>	<b>1</b>	<b>0</b>	<b>1</b>	<b>2</b>	<b>1</b>	<b>1</b>	<b>0</b>	<b>0</b>	<b>1</b>	<b>0</b>	<b>0</b>	<b>0</b>	<b>7</b>
Other Rescues	Cats	4	2	0	1	4	0	0	5	0	0	0	3	19
	Dogs	3	0	5	3	4	1	5	7	1	0	0	2	31
	Small Animals	3	0	0	0	0	11	3	1	0	0	0	1	19
	<b>Total</b>	<b>10</b>	<b>2</b>	<b>5</b>	<b>4</b>	<b>8</b>	<b>12</b>	<b>8</b>	<b>13</b>	<b>1</b>	<b>0</b>	<b>0</b>	<b>6</b>	<b>69</b>
Total Sent to Rescue	Cats	4	2	1	1	4	0	0	5	6	1	2	4	30
	Dogs	6	0	8	5	6	2	5	7	3	1	0	2	45
	Small Animals	3	0	0	0	0	11	3	1	0	0	0	1	19
<b>Grand Totals</b>		<b>13</b>	<b>2</b>	<b>9</b>	<b>6</b>	<b>10</b>	<b>13</b>	<b>8</b>	<b>13</b>	<b>9</b>	<b>2</b>	<b>2</b>	<b>7</b>	<b>94</b>

## CMHS 2018 Live Release Data

Outcome	Species	January	February	March	April	May	June	July	August	September	October	November	December	YTD
Adoption	Cats	84	64	68	50	54	135	145	142	136	113	139	172	1302
	Dogs	92	72	94	84	71	94	120	101	104	100	85	101	1118
	Small Animals	12	16	19	15	10	13	15	25	15	13	20	15	188
Return to Owner	Cats	5	2	1	5	5	6	3	3	2	4	3	2	41
	Dogs	17	11	31	25	24	18	20	17	25	35	36	23	282
	Small Animals	0	0	0	0	0	0	0	0	0	0	0	0	0
Total Sent to Rescue	Cats	4	2	1	1	4	0	0	5	6	1	2	4	30
	Dogs	6	0	8	5	6	2	5	7	3	1	0	2	45
	Small Animals	0	0	0	0	0	11	3	1	0	0	0	1	16
Trap Neuter Release	Cats	2	0	0	2	3	2	1	2	0	0	0	0	12
Live Release Totals	Cats	95	68	70	58	66	143	149	152	144	118	144	178	1385
	Dogs	115	83	133	114	101	114	145	125	132	136	121	126	1445
	Small Animals	12	16	19	15	10	24	18	26	15	13	20	16	204
<b>Grand Total</b>		<b>222</b>	<b>167</b>	<b>222</b>	<b>187</b>	<b>177</b>	<b>281</b>	<b>312</b>	<b>303</b>	<b>291</b>	<b>267</b>	<b>285</b>	<b>320</b>	<b>3034</b>

## CMHS 2018 Euthanasia Data

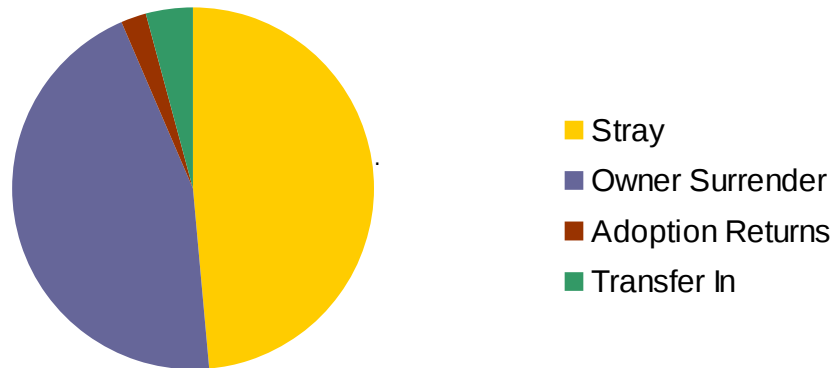
Reason	Species	January	February	March	April	May	June	July	August	September	October	November	December	YTD
Owner Request	Cats	0	0	1	0	1	2	1	0	0	1	0	0	6
	Dogs	2	6	1	1	3	2	2	2	0	2	1	0	28
	Small Animals	0	1	1	0	0	0	0	0	1	0	0	1	4
Health	Cats	1	1	7	5	1	4	4	11	5	5	1	5	50
	Dogs	1	0	0	1	0	2	2	2	1	0	0	0	9
	Small Animals	0	1	2	0	1	0	1	0	0	0	0	0	5
Died	Cats	0	0	0	0	1	2	8	6	0	2	0	1	20
	Dogs	1	0	0	2	14	1	2	0	0	5	0	0	25
	Small Animals	1	0	0	0	0	0	0	1	0	0	2	1	5
Behavioral	Cats	0	0	0	0	0	0	0	0	0	0	0	0	0
	Dogs	0	0	0	0	0	0	0	0	0	0	0	0	0
	Small Animals	0	0	0	0	0	0	0	0	0	0	0	0	0
Space	Cats	0	0	0	0	0	0	0	0	0	0	0	0	0
	Dogs	0	0	0	0	0	0	0	0	0	0	0	0	0
	Small Animals	0	0	0	0	0	0	0	0	0	0	0	0	0
Aggression	Cats	0	0	0	0	0	0	0	0	1	0	2	0	3
	Dogs	4	4	3	0	1	2	2	4	1	1	6	1	29
	Small Animals	0	0	0	0	0	0	0	0	0	0	0	0	0
Feral	Cats	0	0	0	0	0	0	0	0	0	0	0	0	0
	Dogs	0	0	0	0	0	0	0	0	0	0	0	0	0
	Small Animals	0	0	0	0	0	0	0	0	0	0	0	0	0
Age	Cats	0	0	0	0	0	0	0	0	0	0	0	0	0
	Dogs	0	0	0	0	0	0	0	0	0	0	0	0	0
	Small Animals	0	0	0	0	0	0	0	0	0	0	0	0	0
Euthanasia Totals	Cats	1	1	8	5	3	8	13	17	6	8	3	6	79
	Dogs	8	10	4	4	18	7	8	8	2	8	7	1	85
	Small Animals	1	2	3	0	1	0	1	1	1	0	2	2	14
<b>Grand Totals</b>		<b>10</b>	<b>13</b>	<b>15</b>	<b>9</b>	<b>22</b>	<b>15</b>	<b>22</b>	<b>26</b>	<b>9</b>	<b>16</b>	<b>12</b>	<b>9</b>	<b>178</b>

# CMHS 2018 Intake Analysis

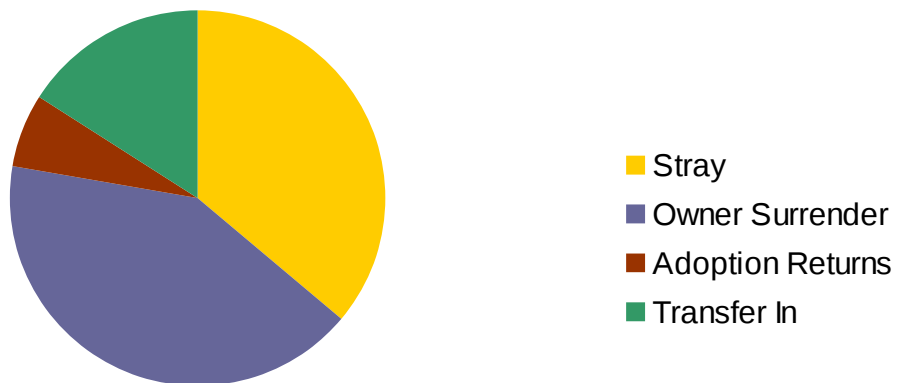
YTD

Source	Cats	Dogs	Small Animals	Grand Total
Stray	730	564	30	1324
Owner Surrender	676	650	171	1497
Adoption Returns	34	99	2	135
Transfer In	63	249	26	338
<b>Grand Totals</b>	<b>1503</b>	<b>1562</b>	<b>229</b>	<b>3294</b>

## Cat Intakes by Source



## Dog Intakes by Source

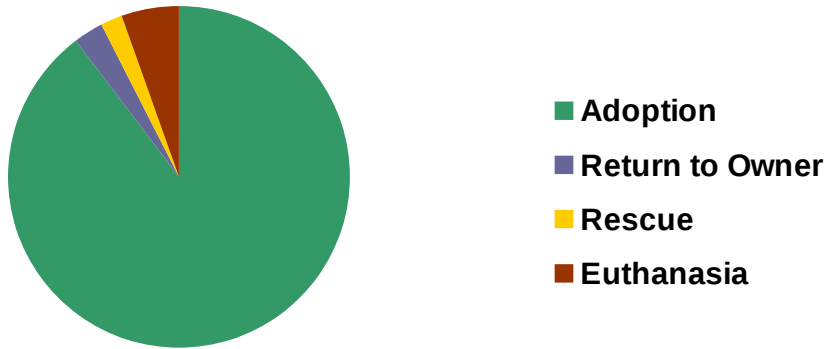


# CMHS 2018 Outcome Analysis

## YTD

Outcome	Cats	Dogs	Small Animals	Grand Total
Adoption	1302	1118	188	2608
Return to Owner	41	282	0	323
Rescue	30	45	16	91
Euthanasia	79	85	14	178
<b>Grand Totals</b>	<b>1452</b>	<b>1530</b>	<b>218</b>	<b>3200</b>

### Outcomes for Cats



### Outcomes for Dogs

