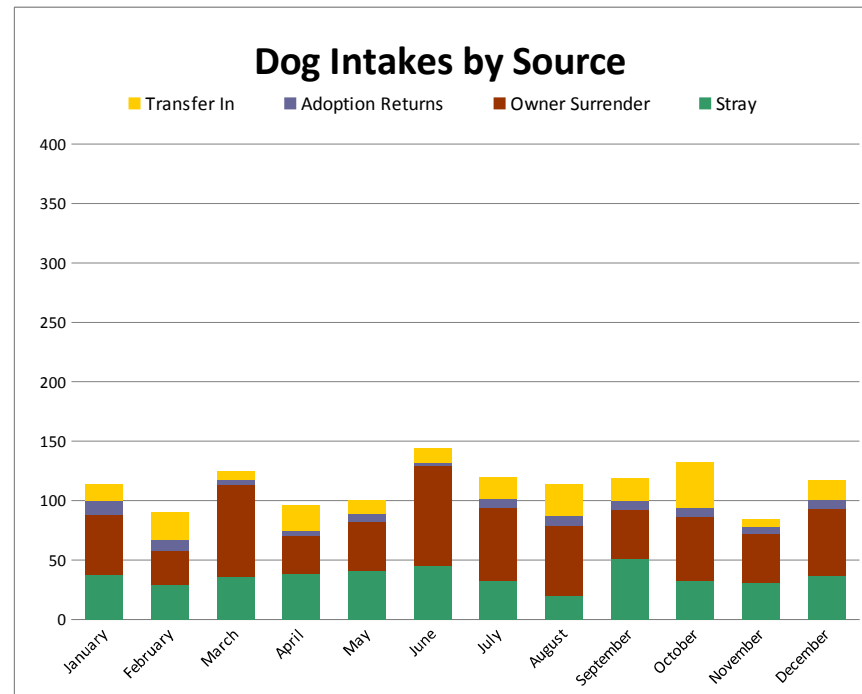
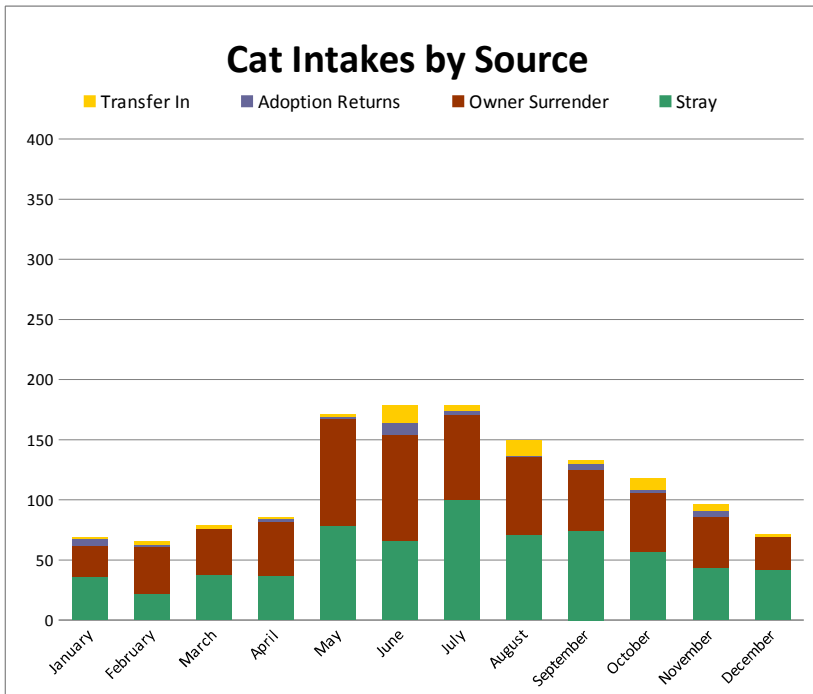
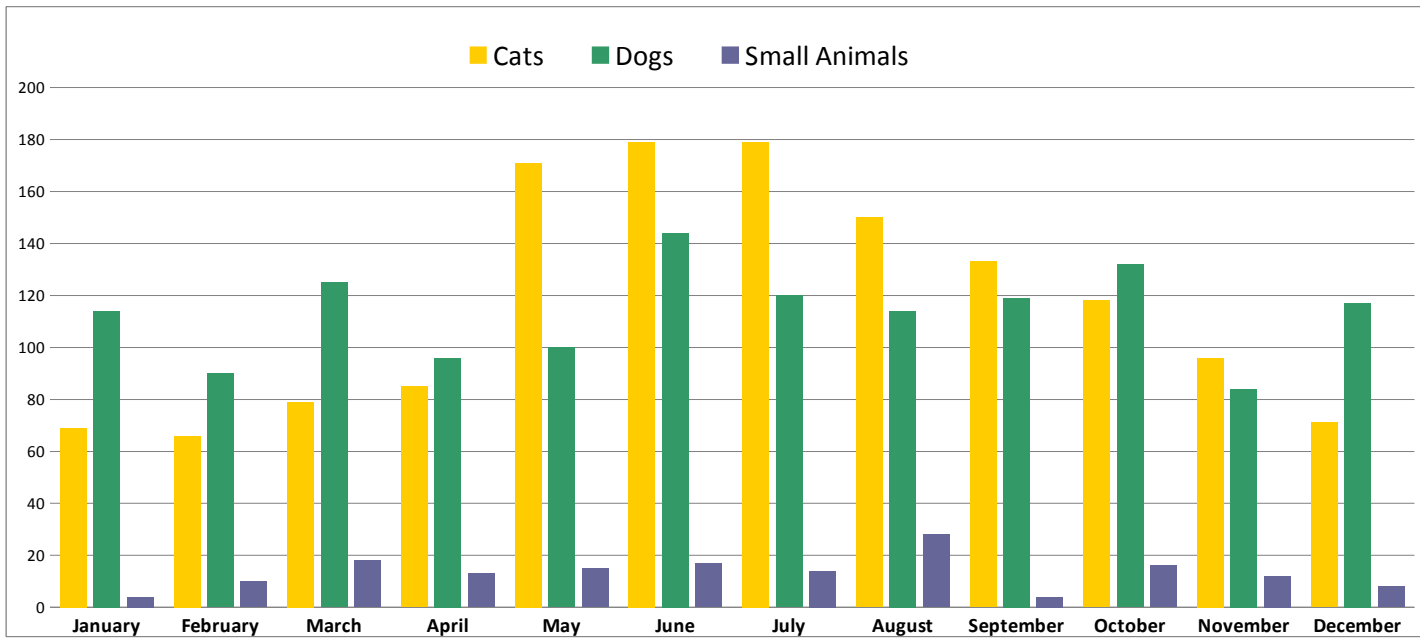



## CMHS 2017 Intake Data

Source	Species	January	February	March	April	May	June	July	August	September	October	November	December	YTD
Stray	Cats	36	22	38	37	78	66	100	71	74	57	43	42	664
	Dogs	38	29	36	38	41	45	33	20	51	33	31	37	432
	Small Animals	1	0	4	0	3	7	4	1	0	1	1	0	22
Owner Surrender	Cats	26	39	38	45	90	88	71	65	51	49	43	27	632
	Dogs	50	29	77	32	41	84	61	59	41	53	41	56	624
	Small Animals	3	9	14	13	12	10	10	26	4	15	10	8	134
Adoption Returns	Cats	6	2	0	2	1	10	3	1	5	2	5	0	37
	Dogs	12	9	5	5	7	3	8	8	8	8	6	8	87
	Small Animals	0	0	0	0	0	0	0	0	0	0	1	0	1
Transfer In	Cats	1	3	3	1	2	15	5	13	3	10	5	2	63
	Dogs	14	23	7	21	11	12	18	27	19	38	6	16	212
	Small Animals	0	1	0	0	0	0	0	1	0	0	0	0	2
Total Intake	Cats	69	66	79	85	171	179	179	150	133	118	96	71	1396
	Dogs	114	90	125	96	100	144	120	114	119	132	84	117	1355
	Small Animals	4	10	18	13	15	17	14	28	4	16	12	8	159
<b>Grand Totals</b>		<b>187</b>	<b>166</b>	<b>222</b>	<b>194</b>	<b>286</b>	<b>340</b>	<b>313</b>	<b>292</b>	<b>256</b>	<b>266</b>	<b>192</b>	<b>196</b>	<b>2910</b>

## 2017 Intake Trends





## CMHS 2017 Animals Sent to Rescue

Rescue	Species	January	February	March	April	May	June	July	August	September	October	November	December	YTD
Second Chance	Cats	1	0	0	1	3	0	2	11	7	2	1	0	28
	Dogs	2	0	2	3	1	3	0	0	1	1	0	0	13
	Small Animals	0	0	0	0	0	0	0	0	0	0	0	0	0
	<b>Total</b>	<b>3</b>	<b>0</b>	<b>2</b>	<b>4</b>	<b>4</b>	<b>3</b>	<b>2</b>	<b>11</b>	<b>8</b>	<b>3</b>	<b>1</b>	<b>0</b>	<b>41</b>
Breed Specific	Cats	0	0	0	0	0	0	0	2	0	0	0	0	2
	Dogs	3	4	1	0	1	1	0	2	1	0	2	1	16
	Small Animals	0	0	0	0	0	0	0	0	0	0	0	1	1
	<b>Total</b>	<b>3</b>	<b>4</b>	<b>1</b>	<b>0</b>	<b>1</b>	<b>1</b>	<b>0</b>	<b>4</b>	<b>1</b>	<b>0</b>	<b>2</b>	<b>2</b>	<b>19</b>
Other Rescues	Cats	0	0	0	1	0	0	0	0	0	0	0	3	4
	Dogs	2	2	7	2	2	8	2	2	2	4	0	3	36
	Small Animals	0	0	0	0	0	0	0	4	4	0	0	0	8
	<b>Total</b>	<b>2</b>	<b>2</b>	<b>7</b>	<b>3</b>	<b>2</b>	<b>8</b>	<b>2</b>	<b>6</b>	<b>6</b>	<b>4</b>	<b>0</b>	<b>6</b>	<b>48</b>
Total Sent to Rescue	Cats	1	0	0	2	3	0	2	13	7	2	1	3	34
	Dogs	7	6	10	5	4	12	2	4	4	5	2	4	65
	Small Animals	0	0	0	0	0	0	0	4	4	0	0	1	9
<b>Grand Totals</b>		<b>8</b>	<b>6</b>	<b>10</b>	<b>7</b>	<b>7</b>	<b>12</b>	<b>4</b>	<b>21</b>	<b>15</b>	<b>7</b>	<b>3</b>	<b>8</b>	<b>108</b>

## CMHS 2017 Live Release Data

Outcome	Species	January	February	March	April	May	June	July	August	September	October	November	December	YTD
Adoption	Cats	89	59	70	44	51	101	90	122	177	86	71	174	1134
	Dogs	107	81	85	70	77	94	95	114	88	93	94	83	1081
	Small Animals	4	8	11	14	3	5	17	19	7	17	15	16	136
Return to Owner	Cats	4	3	6	5	1	3	5	3	2	2	1	3	38
	Dogs	9	20	18	14	17	22	13	12	12	24	13	19	193
	Small Animals	0	0	0	0	0	0	0	0	0	0	0	0	0
Total Sent to Rescue	Cats	1	0	0	2	3	0	2	13	7	2	1	3	34
	Dogs	7	6	10	5	4	12	2	4	4	5	2	4	65
	Small Animals	0	0	0	0	0	0	0	4	4	0	0	1	9
Trap Neuter Release	Cats	1	0	2	0	0	4	4	8	2	0	1	0	22
Live Release Totals	Cats	95	62	78	51	55	108	101	146	188	90	74	180	1228
	Dogs	123	107	113	89	98	128	110	130	104	122	109	106	1339
	Small Animals	4	8	11	14	3	5	17	23	11	17	15	17	145
<b>Grand Total</b>		<b>222</b>	<b>177</b>	<b>202</b>	<b>154</b>	<b>156</b>	<b>241</b>	<b>228</b>	<b>299</b>	<b>303</b>	<b>229</b>	<b>198</b>	<b>303</b>	<b>2712</b>

## CMHS 2017 Euthanasia Data

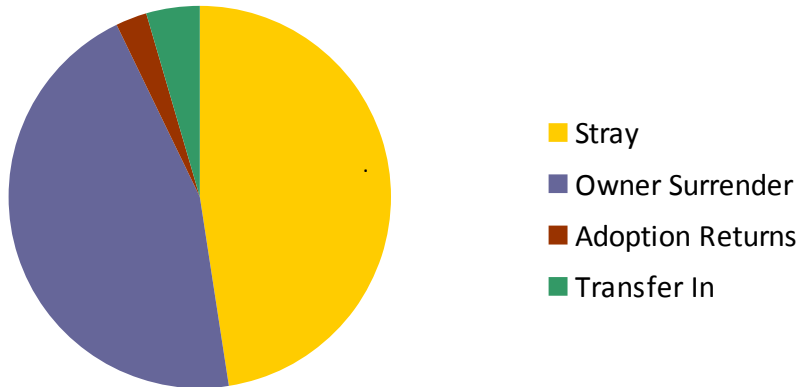
Reason	Species	January	February	March	April	May	June	July	August	September	October	November	December	YTD
Owner Request	Cats	1	3	1	2	1	4	1	2	3	0	1	1	20
	Dogs	10	4	3	2	2	1	1	2	2	1	0	5	33
	Small Animals	0	0	0	0	0	0	0	0	0	0	0	0	0
Health	Cats	2	4	1	5	5	21	20	14	13	5	3	2	95
	Dogs	0	0	1	0	3	0	2	1	1	1	3	0	12
	Small Animals	0	0	0	0	0	0	1	1	0	0	0	0	2
Died	Cats	1	1	1	0	2	13	3	15	8	2	2	1	49
	Dogs	0	0	0	0	0	1	0	0	1	1	0	0	3
	Small Animals	0	0	1	0	0	0	2	0	0	0	2	0	5
Behavioral	Cats	0	0	0	0	0	0	0	0	0	0	0	0	0
	Dogs	0	0	0	0	1	0	1	0	1	0	0	0	3
	Small Animals	0	0	0	0	0	0	0	0	0	0	0	0	0
Space	Cats	0	0	0	0	0	0	0	0	0	0	0	0	0
	Dogs	0	0	0	0	0	0	0	0	0	0	0	0	0
	Small Animals	0	0	0	0	0	0	0	0	0	0	0	0	0
Aggression	Cats	0	2	0	0	0	0	1	0	0	1	0	0	4
	Dogs	0	3	0	1	2	1	1	1	2	2	1	1	15
	Small Animals	0	0	0	0	0	0	0	0	0	0	0	0	0
Feral	Cats	0	0	0	0	0	0	0	0	1	0	0	0	1
	Dogs	0	0	0	0	0	0	0	0	0	0	0	0	0
	Small Animals	0	0	0	0	0	0	0	0	0	0	0	0	0
Age	Cats	0	0	0	0	0	0	0	1	0	0	0	0	1
	Dogs	0	0	0	0	0	0	0	0	0	0	0	0	0
	Small Animals	0	0	0	0	0	0	0	0	0	0	0	0	0
Euthanasia Totals	Cats	4	10	3	7	8	38	25	32	25	8	6	4	170
	Dogs	10	7	4	3	8	3	5	4	7	5	4	6	66
	Small Animals	0	0	1	0	0	0	3	1	0	0	2	0	7
<b>Grand Totals</b>		<b>14</b>	<b>17</b>	<b>8</b>	<b>10</b>	<b>16</b>	<b>41</b>	<b>33</b>	<b>37</b>	<b>32</b>	<b>13</b>	<b>12</b>	<b>10</b>	<b>243</b>

# CMHS 2017 Intake Analysis

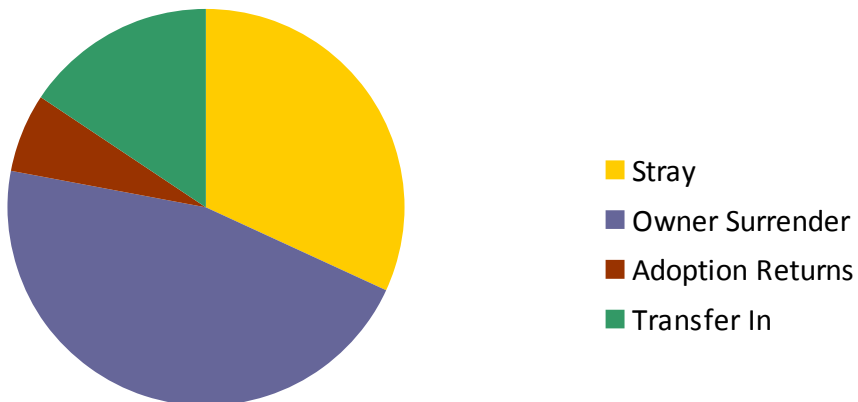
YTD

Source	Cats	Dogs	Small Animals	Grand Total
Stray	664	432	22	1118
Owner Surrender	632	624	134	1390
Adoption Returns	37	87	1	125
Transfer In	63	212	2	277
<b>Grand Totals</b>	<b>1396</b>	<b>1355</b>	<b>159</b>	<b>2910</b>

## Cat Intakes by Source



## Dog Intakes by Source





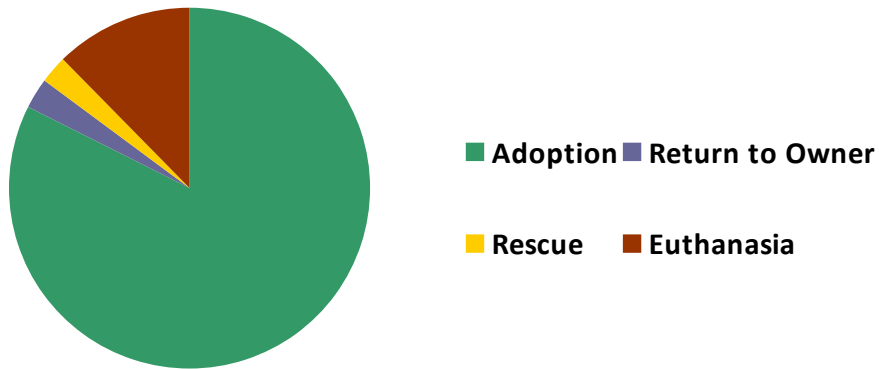


# CMHS 2017 Outcome Analysis

YTD

Outcome	Cats	Dogs	Small Animals	Grand Total
Adoption	1134	1081	136	2351
Return to Owner	38	193	0	231
Rescue	34	65	9	108
Euthanasia	170	66	7	243
<b>Grand Totals</b>	<b>1376</b>	<b>1405</b>	<b>152</b>	<b>2933</b>

## Outcomes for Cats



## Outcomes for Dogs

