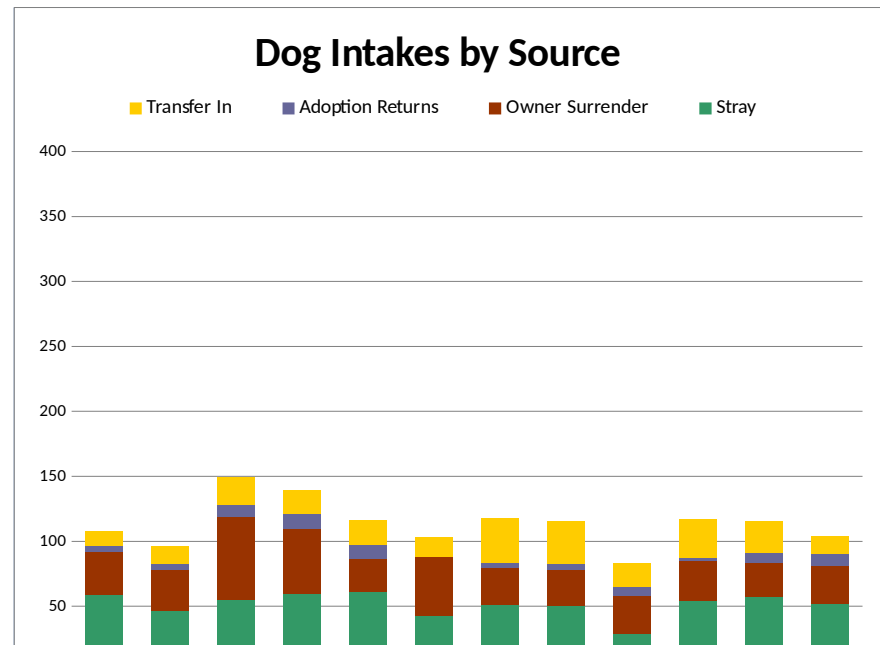
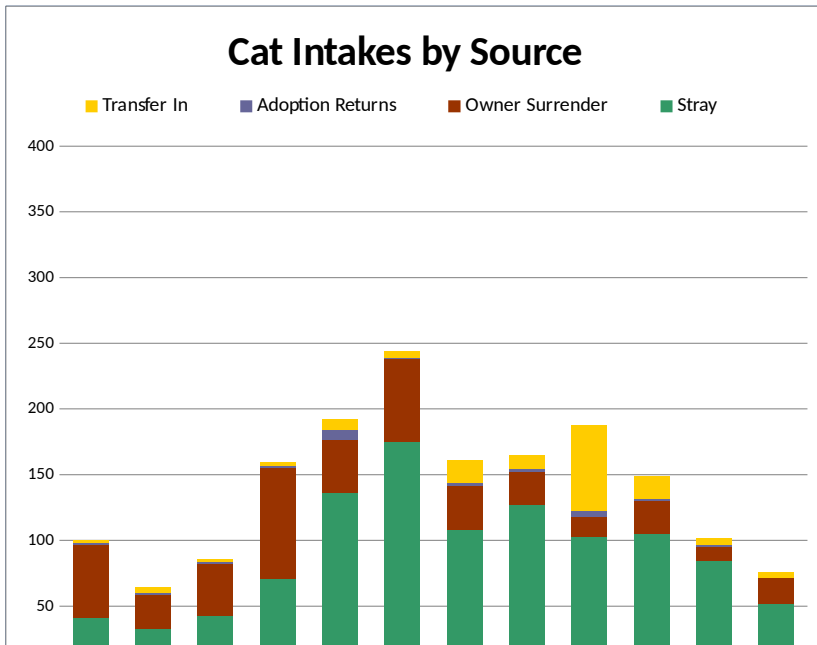
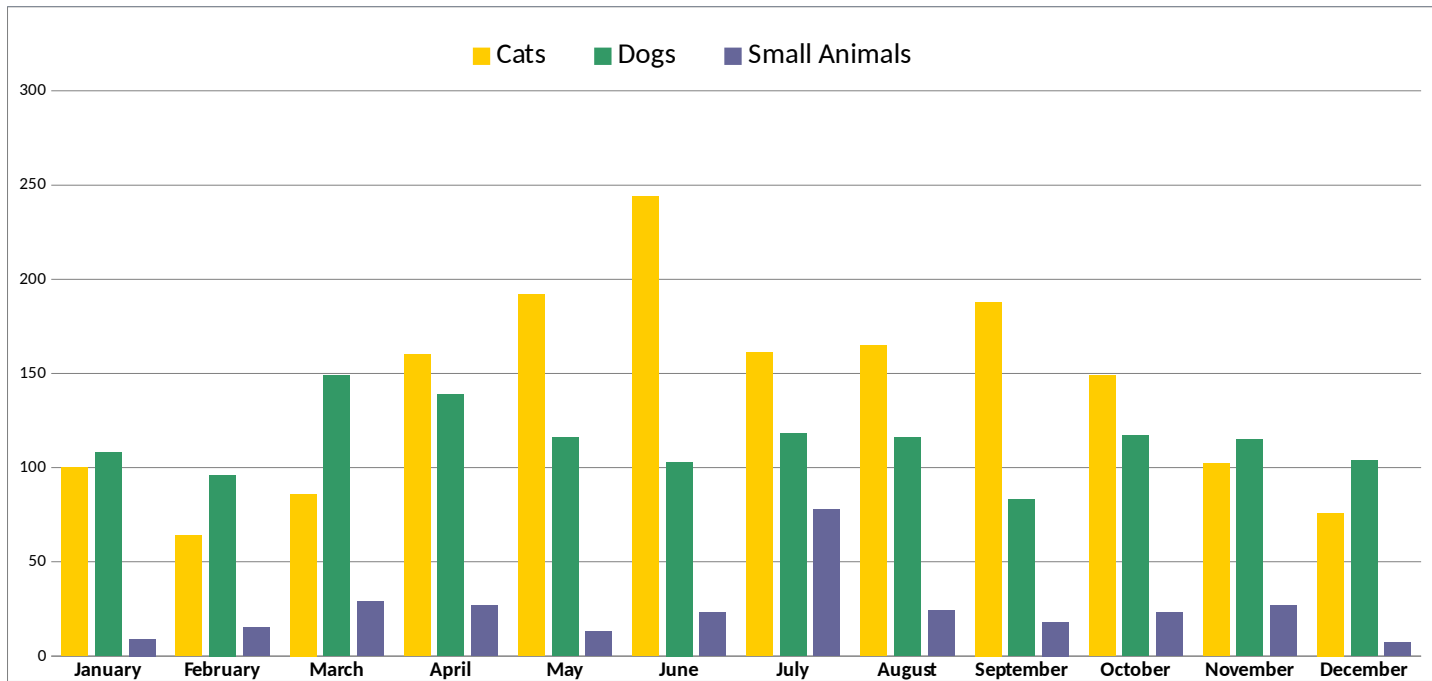




CMHS 2019 Intake Data

| Source | Species | January | February | March | April | May | June | July | August | September | October | November | December | YTD |
|---------------------|---------------|------------|------------|------------|------------|------------|------------|------------|------------|------------|------------|------------|------------|-------------|
| Stray | Cats | 41 | 33 | 43 | 71 | 136 | 175 | 108 | 127 | 103 | 105 | 85 | 52 | 1079 |
| | Dogs | 59 | 47 | 55 | 60 | 61 | 43 | 51 | 51 | 29 | 54 | 57 | 52 | 619 |
| | Small Animals | 2 | 2 | 3 | 3 | 1 | 1 | 1 | 1 | 1 | 3 | 1 | 0 | 19 |
| Owner Surrender | Cats | 56 | 26 | 39 | 84 | 41 | 63 | 33 | 25 | 15 | 25 | 10 | 20 | 437 |
| | Dogs | 33 | 31 | 64 | 50 | 26 | 45 | 29 | 27 | 29 | 31 | 27 | 29 | 421 |
| | Small Animals | 6 | 13 | 13 | 17 | 11 | 20 | 77 | 22 | 15 | 17 | 23 | 6 | 240 |
| Adoption Returns | Cats | 1 | 1 | 2 | 2 | 7 | 1 | 3 | 3 | 5 | 2 | 2 | 0 | 29 |
| | Dogs | 5 | 5 | 9 | 11 | 10 | 0 | 4 | 5 | 7 | 2 | 7 | 10 | 75 |
| | Small Animals | 0 | 0 | 0 | 0 | 0 | 2 | 0 | 0 | 0 | 1 | 1 | 0 | 4 |
| Transfer In | Cats | 2 | 4 | 2 | 3 | 8 | 5 | 17 | 10 | 65 | 17 | 5 | 4 | 142 |
| | Dogs | 11 | 13 | 21 | 18 | 19 | 15 | 34 | 33 | 18 | 30 | 24 | 13 | 249 |
| | Small Animals | 1 | 0 | 13 | 7 | 1 | 0 | 0 | 1 | 2 | 2 | 2 | 1 | 30 |
| Total Intake | Cats | 100 | 64 | 86 | 160 | 192 | 244 | 161 | 165 | 188 | 149 | 102 | 76 | 1687 |
| | Dogs | 108 | 96 | 149 | 139 | 116 | 103 | 118 | 116 | 83 | 117 | 115 | 104 | 1364 |
| | Small Animals | 9 | 15 | 29 | 27 | 13 | 23 | 78 | 24 | 18 | 23 | 27 | 7 | 293 |
| Grand Totals | | 217 | 175 | 264 | 326 | 321 | 370 | 357 | 305 | 289 | 289 | 244 | 187 | 3344 |

2019 Intake Trends





CMHS 2019 Animals Sent to Rescue

| Rescue | Species | January | February | March | April | May | June | July | August | September | October | November | December | YTD |
|----------------------|---------------|----------|----------|----------|----------|----------|-----------|-----------|-----------|-----------|-----------|----------|----------|-----------|
| Second Chance | Cats | 0 | 0 | 0 | 0 | 1 | 11 | 4 | 7 | 0 | 0 | 7 | 0 | 30 |
| | Dogs | 0 | 0 | 0 | 0 | 0 | 0 | 0 | 0 | 0 | 0 | 0 | 0 | 0 |
| | Small Animals | 0 | 0 | 0 | 0 | 0 | 0 | 0 | 0 | 0 | 0 | 0 | 0 | 0 |
| | Total | 0 | 0 | 0 | 0 | 1 | 11 | 4 | 7 | 0 | 0 | 7 | 0 | 30 |
| Breed Specific | Cats | 0 | 0 | 0 | 0 | 0 | 0 | 0 | 0 | 0 | 0 | 0 | 0 | 0 |
| | Dogs | 1 | 0 | 1 | 0 | 0 | 1 | 2 | 1 | 0 | 0 | 0 | 1 | 7 |
| | Small Animals | 0 | 0 | 0 | 0 | 0 | 0 | 0 | 0 | 0 | 0 | 0 | 0 | 0 |
| | Total | 1 | 0 | 1 | 0 | 0 | 1 | 2 | 1 | 0 | 0 | 0 | 1 | 7 |
| Other Rescues | Cats | 4 | 0 | 0 | 1 | 0 | 0 | 1 | 0 | 1 | 0 | 1 | 1 | 9 |
| | Dogs | 3 | 2 | 6 | 4 | 1 | 1 | 2 | 2 | 2 | 9 | 0 | 0 | 32 |
| | Small Animals | 0 | 0 | 0 | 0 | 0 | 0 | 10 | 0 | 0 | 1 | 0 | 0 | 11 |
| | Total | 7 | 2 | 6 | 5 | 1 | 1 | 13 | 2 | 3 | 10 | 1 | 1 | 52 |
| Total Sent to Rescue | Cats | 4 | 0 | 0 | 1 | 1 | 11 | 5 | 7 | 1 | 0 | 8 | 1 | 39 |
| | Dogs | 4 | 2 | 7 | 4 | 1 | 2 | 4 | 3 | 2 | 9 | 0 | 1 | 39 |
| | Small Animals | 0 | 0 | 0 | 0 | 0 | 0 | 10 | 0 | 0 | 1 | 0 | 0 | 11 |
| Grand Totals | | 8 | 2 | 7 | 5 | 2 | 13 | 19 | 10 | 3 | 10 | 8 | 2 | 89 |

CMHS 2019 Live Release Data

| Outcome | Species | January | February | March | April | May | June | July | August | September | October | November | December | YTD |
|----------------------|---------------|---------|----------|-------|-------|-----|------|------|--------|-----------|---------|----------|----------|------|
| Adoption | Cats | 110 | 98 | 73 | 67 | 77 | 137 | 111 | 182 | 109 | 147 | 130 | 187 | 1428 |
| | Dogs | 76 | 77 | 92 | 106 | 95 | 61 | 87 | 90 | 87 | 67 | 79 | 101 | 1018 |
| | Small Animals | 1 | 17 | 16 | 12 | 28 | 14 | 48 | 35 | 20 | 24 | 17 | 28 | 260 |
| Return to Owner | Cats | 5 | 6 | 10 | 0 | 4 | 14 | 8 | 3 | 3 | 6 | 3 | 6 | 68 |
| | Dogs | 39 | 20 | 34 | 32 | 29 | 26 | 23 | 18 | 12 | 28 | 16 | 18 | 295 |
| | Small Animals | 0 | 0 | 0 | 2 | 1 | 0 | 0 | 0 | 0 | 0 | 0 | 0 | 3 |
| Total Sent to Rescue | Cats | 4 | 0 | 0 | 1 | 1 | 11 | 5 | 7 | 1 | 0 | 8 | 1 | 39 |
| | Dogs | 4 | 2 | 7 | 4 | 1 | 2 | 4 | 3 | 2 | 9 | 0 | 1 | 39 |
| | Small Animals | 0 | 0 | 0 | 0 | 0 | 0 | 10 | 0 | 0 | 2 | 0 | 0 | 12 |
| Trap Neuter Release | Cats | 0 | 3 | 0 | 2 | 1 | 5 | 1 | 4 | 1 | 9 | 6 | 3 | 35 |
| Live Release Totals | Cats | 119 | 107 | 83 | 70 | 83 | 167 | 125 | 196 | 114 | 162 | 147 | 197 | 1570 |
| | Dogs | 119 | 99 | 133 | 142 | 125 | 89 | 114 | 111 | 101 | 104 | 95 | 120 | 1352 |
| | Small Animals | 1 | 17 | 16 | 14 | 29 | 14 | 58 | 35 | 20 | 26 | 17 | 28 | 275 |
| Grand Total | | 239 | 223 | 232 | 226 | 237 | 270 | 297 | 342 | 235 | 292 | 259 | 345 | 3197 |

CMHS 2019 Euthanasia Data

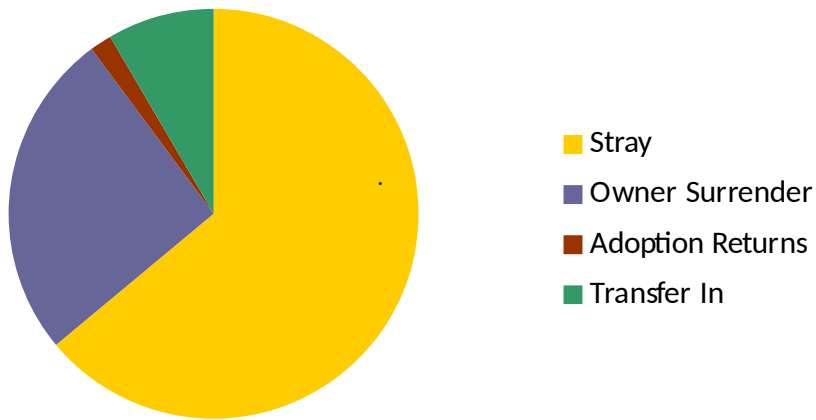
| Reason | Species | January | February | March | April | May | June | July | August | September | October | November | December | YTD |
|---------------------|---------------|-----------|----------|----------|-----------|-----------|-----------|-----------|-----------|-----------|-----------|-----------|----------|------------|
| Owner Request | Cats | 1 | 3 | 0 | 3 | 5 | 0 | 0 | 0 | 1 | 0 | 0 | 0 | 13 |
| | Dogs | 0 | 2 | 0 | 3 | 1 | 1 | 1 | 0 | 1 | 2 | 0 | 1 | 12 |
| | Small Animals | 0 | 0 | 0 | 0 | 0 | 0 | 0 | 0 | 0 | 0 | 0 | 0 | 0 |
| Health | Cats | 3 | 0 | 3 | 4 | 3 | 4 | 7 | 11 | 4 | 2 | 8 | 3 | 52 |
| | Dogs | 1 | 2 | 0 | 0 | 0 | 1 | 0 | 1 | 0 | 0 | 1 | 0 | 6 |
| | Small Animals | 0 | 0 | 0 | 0 | 0 | 0 | 0 | 0 | 2 | 0 | 1 | 0 | 3 |
| Died | Cats | 1 | 1 | 2 | 6 | 15 | 8 | 2 | 6 | 9 | 9 | 2 | 0 | 61 |
| | Dogs | 2 | 0 | 0 | 0 | 0 | 0 | 0 | 0 | 0 | 0 | 0 | 0 | 2 |
| | Small Animals | 0 | 0 | 0 | 0 | 1 | 2 | 1 | 0 | 0 | 1 | 0 | 0 | 5 |
| Behavioral | Cats | 0 | 0 | 0 | 0 | 0 | 0 | 0 | 0 | 0 | 0 | 0 | 0 | 0 |
| | Dogs | 0 | 0 | 0 | 0 | 0 | 0 | 0 | 0 | 0 | 0 | 0 | 0 | 0 |
| | Small Animals | 0 | 0 | 0 | 0 | 0 | 0 | 0 | 0 | 0 | 0 | 0 | 0 | 0 |
| Space | Cats | 0 | 0 | 0 | 0 | 0 | 0 | 0 | 0 | 0 | 0 | 0 | 0 | 0 |
| | Dogs | 0 | 0 | 0 | 0 | 0 | 0 | 0 | 0 | 0 | 0 | 0 | 0 | 0 |
| | Small Animals | 0 | 0 | 0 | 0 | 0 | 0 | 0 | 0 | 0 | 0 | 0 | 0 | 0 |
| Aggression | Cats | 0 | 0 | 0 | 0 | 0 | 0 | 0 | 0 | 0 | 0 | 0 | 0 | 0 |
| | Dogs | 4 | 1 | 1 | 2 | 1 | 4 | 3 | 3 | 3 | 2 | 1 | 1 | 26 |
| | Small Animals | 0 | 0 | 0 | 0 | 0 | 0 | 0 | 0 | 0 | 0 | 0 | 0 | 0 |
| Feral | Cats | 0 | 0 | 0 | 0 | 0 | 0 | 0 | 0 | 0 | 0 | 0 | 0 | 0 |
| | Dogs | 0 | 0 | 0 | 0 | 0 | 0 | 0 | 0 | 0 | 0 | 0 | 0 | 0 |
| | Small Animals | 0 | 0 | 0 | 0 | 0 | 0 | 0 | 0 | 0 | 0 | 0 | 0 | 0 |
| Age | Cats | 0 | 0 | 0 | 0 | 0 | 0 | 0 | 0 | 0 | 0 | 0 | 0 | 0 |
| | Dogs | 0 | 0 | 0 | 0 | 0 | 0 | 0 | 0 | 0 | 0 | 0 | 0 | 0 |
| | Small Animals | 0 | 0 | 0 | 0 | 0 | 0 | 0 | 0 | 0 | 0 | 0 | 0 | 0 |
| Euthanasia Totals | Cats | 5 | 4 | 5 | 13 | 23 | 12 | 9 | 17 | 14 | 11 | 10 | 3 | 126 |
| | Dogs | 7 | 5 | 1 | 5 | 2 | 6 | 4 | 4 | 4 | 4 | 2 | 2 | 46 |
| | Small Animals | 0 | 0 | 0 | 0 | 1 | 2 | 1 | 0 | 2 | 1 | 1 | 0 | 8 |
| Grand Totals | | 12 | 9 | 6 | 18 | 26 | 20 | 14 | 21 | 20 | 16 | 13 | 5 | 180 |

CMHS 2019 Intake Analysis

YTD

| Source | Cats | Dogs | Small Animals | Grand Total |
|---------------------|-------------|-------------|---------------|-------------|
| Stray | 1079 | 619 | 19 | 1717 |
| Owner Surrender | 437 | 421 | 240 | 1098 |
| Adoption Returns | 29 | 75 | 4 | 108 |
| Transfer In | 142 | 249 | 30 | 421 |
| Grand Totals | 1687 | 1364 | 293 | 3344 |

Cat Intakes by Source



Dog Intakes by Source



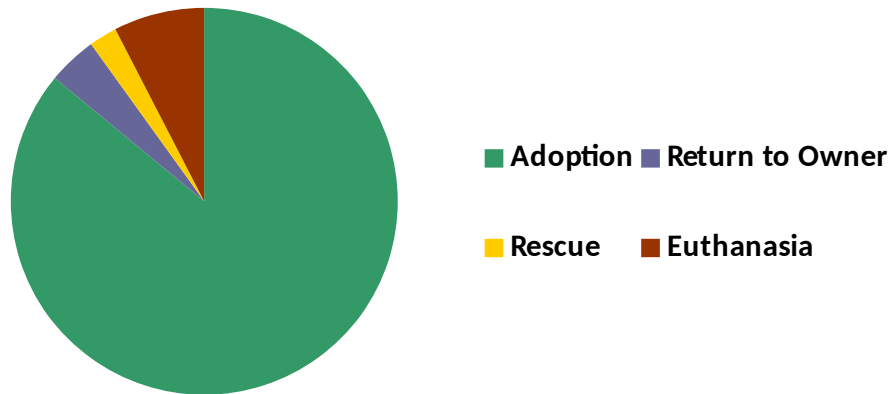


CMHS 2019 Outcome Analysis

YTD

| Outcome | Cats | Dogs | Small Animals | Grand Total |
|---------------------|-------------|-------------|---------------|-------------|
| Adoption | 1428 | 1018 | 260 | 2706 |
| Return to Owner | 68 | 295 | 3 | 366 |
| Rescue | 39 | 39 | 12 | 90 |
| Euthanasia | 126 | 46 | 8 | 180 |
| Grand Totals | 1661 | 1398 | 283 | 3342 |

Outcomes for Cats



Outcomes for Dogs

